

Understanding Information Weaponization via Data-Driven Analysis

Emiliano De Cristofaro
emilianodc.com



WARNING
CONTENT IN THIS TALK
IS *OFFENSIVE*
AND *UNCENSORED*

How is information weaponized?

Cyberbullying

Cyberaggression

Coordinated Hate Campaigns

Radicalization

Misogyny

How is information weaponized?

Cyberbullying

Cyberaggression

Coordinated Hate Campaigns

Radicalization

Misogyny


Mis/Disinformation


Propaganda

Sowing discord

Conspiracy Theories

Election Interference





How a racist, sexist hate mob forced Leslie Jones off Twitter

By Kristen V. Brown



FilmMagic



Over the past 24 hours, Leslie Jones has been inundated with racist, hateful vitriol on Twitter.



How a racist, sexist mob forced Leslie Jones off Twitter

By Kristen V. Brown



Over the past 24 hours, Leslie Jones has been inundated with hateful vitriol on Twitter.



Donald J. Trump
@realDonaldTrump



Follow

"@codyave: @drudgereport @BreitbartNews @Writeintrump "You Can't Stump the Trump" youtube.com/watch?v=MKH6PA..."



How a racist, sexist



Donald Trump



Follow

INTERNET

8 DECEMBER 2016

Pizzagate: How a 4Chan conspiracy went mainstream

The power of “meme magic” is changing the world as we know it.

Over the past 24 hours, Leslie Jones has been inundated with hateful vitriol on Twitter.



What can we do?

We have experience with mitigating unwanted activity on social networks!

What can we do?

We have experience with mitigating unwanted activity on social networks!

For instance, we can detect **bot activity** in social media:

What can we do?

We have experience with mitigating unwanted activity on social networks!

For instance, we can detect **bot activity** in social media:

- It's large-scale, synchronized, etc.

What can we do?

We have experience with **mitigating unwanted activity** on social networks!

For instance, we can detect **bot activity** in social media:

- It's **large-scale**, **synchronized**, etc.
- We can build **classifiers** based on recognizable patterns (SynchroTrap, EvilCohort, Botometer, ...)

What can we do? Really.

What about **human activity**?

What can we do? Really.

What about **human activity**?

- Human activity is **less coordinated**

What can we do? Really.

What about **human activity**?

- Human activity is **less coordinated**
- Characteristic traits stand out less

What can we do? Really.

What about **human activity**?

- Human activity is **less coordinated**
- Characteristic traits stand out less
- We have a **loose synchronization**, common talking points, etc.

What can we do? Really.

What about **human activity**?

- Human activity is **less coordinated**
- Characteristic traits stand out less
- We have a **loose synchronization**, common talking points, etc.

And, we can't take the fight on merely **economic grounds**

What can we do? Really.

What about **human activity**?

- Human activity is **less coordinated**
- Characteristic traits stand out less
- We have a **loose synchronization**, common talking points, etc.

And, we can't take the fight on merely **economic grounds**

- Like for spam, fraud, etc.

What can we do? Really.

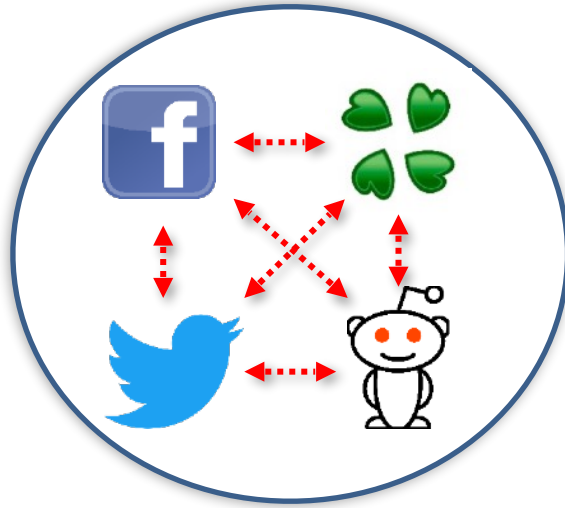
What about **human activity**?

- Human activity is **less coordinated**
- Characteristic traits stand out less
- We have a **loose synchronization**, common talking points, etc.

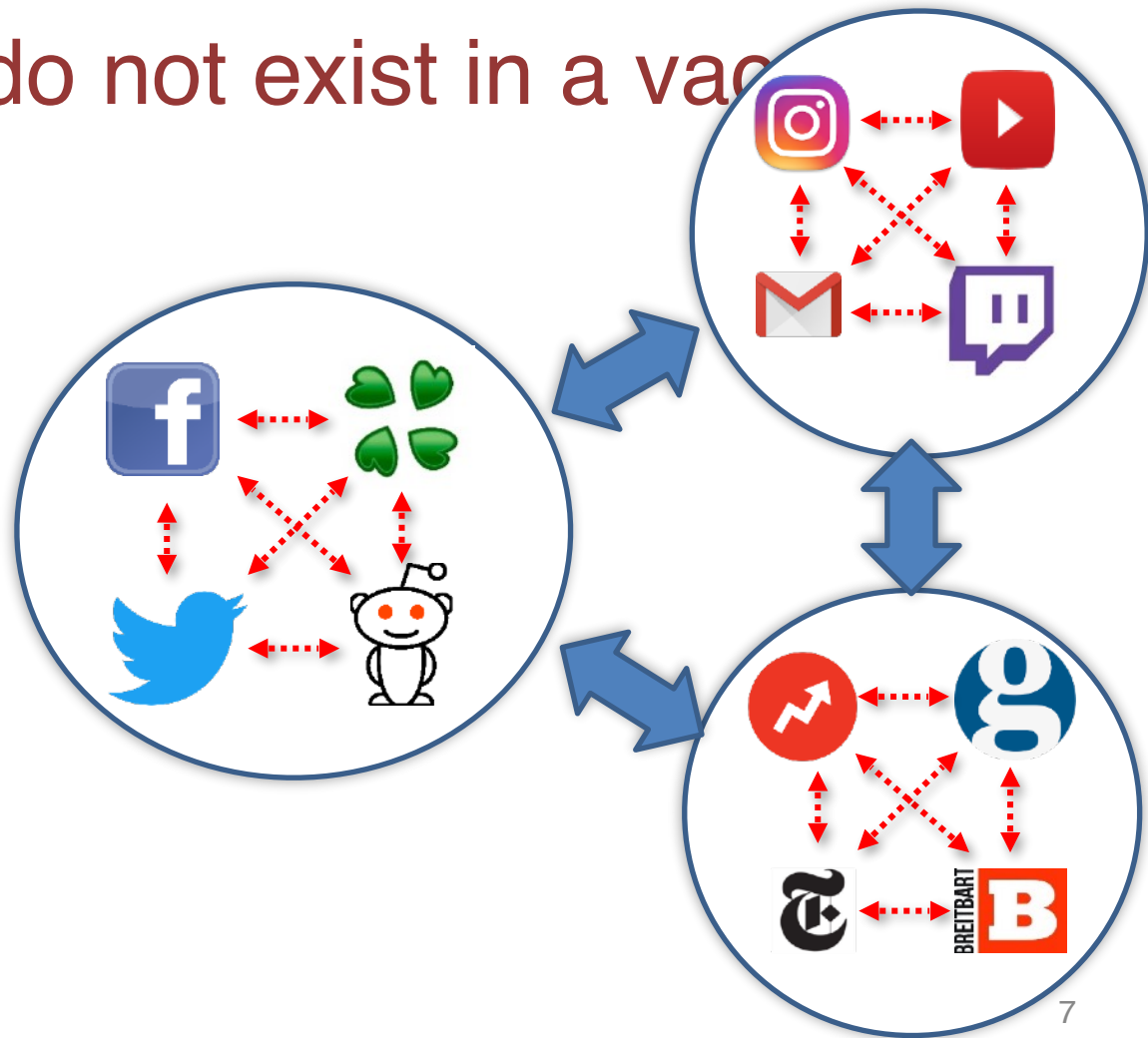
And, we can't take the fight on merely **economic grounds**

- Like for spam, fraud, etc.
- State-level adversaries have deep pockets!

Online services do not exist in a vacuum



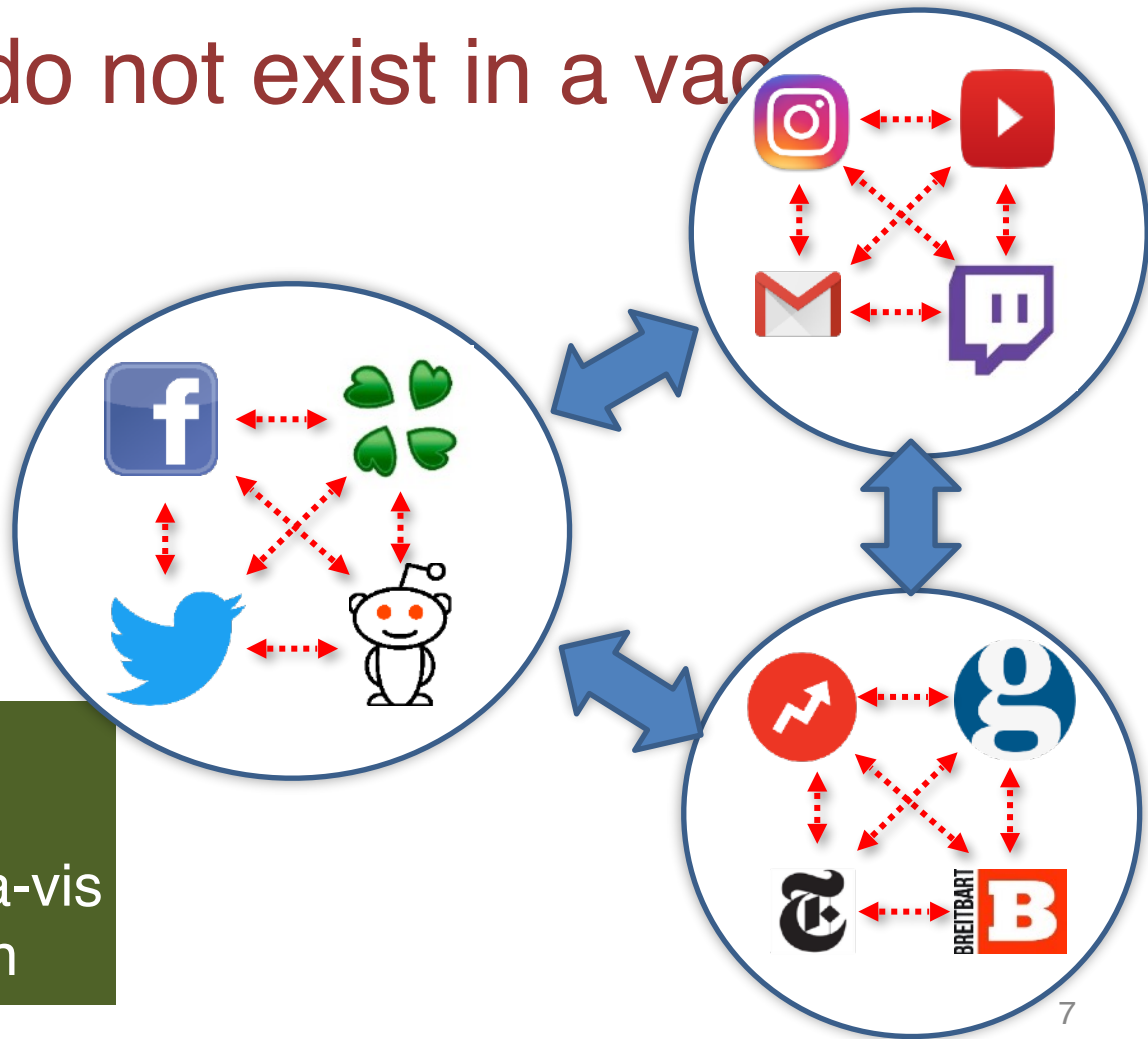
Online services do not exist in a vacuum



Online services do not exist in a vacuum

Looking at a **single** service at a time is not enough

Anecdotal evidence of “**fringe**” web communities playing a **crucial role** vis-à-vis information weaponization





IDRAMA LAB

Computational methods
to understand and mitigate
information weaponization
at a large scale

Data-driven analysis of
complex and intertwined
communities



IDRAMA LAB

Computational methods
to understand and mitigate
information weaponization
at a large scale

Data-driven analysis of
complex and intertwined
communities

Building proactive and
preventive systems to
counter it

Data Collection

Crawling 4chan, Reddit, Gab, Twitter,
YouTube

Processing, cleaning, storing, indexing, etc.



Data Analysis

Statistics tools

Probability theory

Longitudinal analysis

Change point analysis

Influence estimation

[...] [Exploratory + hypotheses-driven]

Clustering

Contextual analysis

Image analysis

Language modeling

Topic extraction

Data Collection

Crawling 4chan, Reddit, Gab, Twitter, YouTube
Processing, cleaning, storing, indexing, etc.

Data Sharing

Everything open source
Easy to use, facilitate qualitative/
social science research

Data Analysis

Statistics tools
Probability theory
Longitudinal analysis
Change point analysis
Influence estimation

Clustering
Contextual analysis
Image analysis
Language modeling
Topic extraction

[...] [Exploratory + hypotheses-driven]

Heard of 4chan?


He



He




He



He

I CAN HAS
CHEEZBURGER?



**WHERE DID EVERYTHING
GO SO REICH**



Why Do We Care About 4Chan?

How a racist, sexist hate mob forced Leslie Jones off Twitter

By Kristen V. Brown



FilmMagic



Over the past 24 hours, Leslie Jones has been inundated with racist, hateful vitriol on Twitter.

Why Do We Care About 4Chan?

How a racist, sexist hate mob forced Leslie Jones off Twitter

By Kristen V. Brown



FilmMagic



Over the past 24 hours, Leslie Jones has been inundated with racist, hateful vitriol on Twitter.

TAYWARD YOUTH 3/24/16 3:10 PM

Who turned Microsoft's chatbot racist? Surprise, it was 4chan and 8chan

By Ethan Chiel

Why Do We Care About 4Chan?

VB

How a racist, sexist hate mob forced Leslie Jones off Twitter

By Kristen V. Brown



FilmMagic



Over the past 24 hours, Leslie Jones has been inundated with racist, hateful vitriol on Twitter.

BUSINESS

French fear Putin and Trump followers are using 4chan to disrupt presidential election

CHRIS O'BRIEN @OBRIEN MAY 5, 2017 3:40 AM

TAYWARD YOUTH 3/24/16 3:10 PM

Who turned Microsoft's chatbot racist? Surprise, it was 4chan and 8chan

By Ethan Chiel

What is 4chan?



An image-board forum

Organized in boards (70 at the moment)

An “original poster” (OP) creates a new thread by making a post

Single image attached

Other users can reply:

With or without images, possibly add references to previous posts, quote text, etc.

What is 4chan?



An image-board

Organized in boards

An “original post”

Single image and text

Other users can

With or without

Boards

filter ▼

Japanese Culture

Anime & Manga
Anime/Cute
Anime/Wallpapers
Mecha
Cosplay & EGL
Cute/Male
Flash
Transportation
Otaku Culture
Video Games
Video Games
Video Game Generals
Pokémon
Retro Games

Interests

Comics & Cartoons
Technology
Television & Film
Weapons
Auto
Animals & Nature
Traditional Games
Sports
Alternative Sports
Science & Math
History & Humanities
International
Outdoors
Toys

Creative

Oekaki
Papercraft & Origami
Photography
Food & Cooking
Artwork/Critique
Wallpapers/General
Literature
Music
Fashion
3DCG
Graphic Design
Do-It-Yourself
Worksafe GIF
Quests

Other

Business & Finance
Travel
Fitness
Paranormal
Advice
LGBT
Pony
Current News
Worksafe Requests
Very Important Posts
Misc. (NSFW)
Random
ROBOT9001
Politically Incorrect
International/Random
Cams & Meetups
Shit 4chan Says

Adult (NSFW)

Sexy Beautiful Women
Hardcore
Handsome Men
Hentai
Ecchi
Yuri
Hentai/Alternative
Yaoi
Torrents
High Resolution
Adult GIF
Adult Cartoons
Adult Requests

/pol/ – Politically Incorrect Board

File: [sticky.jpg](#) (571 KB, 1600x1131)



☐ **Welcome to /pol/ - Politically Incorrect**

Anonymous (ID: [lv9eTFJC](#)) 🇺🇸 01/08/15(Thu)23:40:44 No.40489590
[Reply] ▶

This board is for the discussion of news, world events, political issues, and other related topics.

Off-topic and /b/-tier threads will be deleted (and possibly earn you a ban, if you persist). Unless they are quality, well thought out, well written posts, the following are examples of off-topic and/or /b/-tier threads:

- >Red pill me on X. (with no extra content or input of your own)
- >Are X white?
- >Is X degeneracy?
- >How come X girls love Y guys so much?
- >If X is true, then how come Y? Checkmate Z.

The variety of threads allowed here are very flexible and we believe in freedom of speech, but we expect a high level of discourse befitting of the board. Attempts to disrupt the board will not be tolerated, nor will calls to disrupt other boards and sites.

/pol/ – Politically Incorrect Board

File: [sticky.jpg](#) (571 KB, 1600x1131)



Extremely lax moderation

Almost anything goes

Anonymity & Ephemerality

Users do not need to register an account to participate

Anonymity is the default (and preferred) behavior

Anonymity & Ephemerality

Users do not need to register an account to participate

Anonymity is the default (and preferred) behavior

“Some” degree of permanence and identifiability is supported

Can enter a name along with their posts (no authentication though)

Anonymity & Ephemerality

Users do not need to register an account to participate

Anonymity is the default (and preferred) behavior

“Some” degree of permanence and identifiability is supported

Can enter a name along with their posts (no authentication though)

Threads get “archived” after a while

Actually all posts deleted after a week

Challenges of Measuring 4chan (and other fringe communities)

1. Not your typical social network (anonymous/ephemeral)

Challenges of Measuring 4chan (and other fringe communities)

1. Not your typical social network (anonymous/ephemeral)
2. Their actions not limited to 4chan, need to look at other platforms to understand their impact

Challenges of Measuring 4chan (and other fringe communities)

1. Not your typical social network (anonymous/ephemeral)
2. Their actions not limited to 4chan, need to look at other platforms to understand their impact
3. Knowing what they're talking about is not easy

Challenges of Measuring 4chan (and other fringe communities)

1. Not your typical social network (anonymous/ephemeral)
2. Their actions not limited to 4chan, need to look at other platforms to understand their impact
3. Knowing what they're talking about is not easy
4. You might get attacked, doxxed, etc.

Datasets

	/pol/	/sp/	/int/	Total
Threads	217K	14.4K	24.9K	256K
Posts	8.3M	1.2M	1.4M	10.9M
June 30 to September 12, 2016				

Datasets

Methodology:

Visit the “catalog”

Snapshot every 5 mins

Once a thread is archived, retrieve full/final contents from 4plebs.org

	/pol/	/sp/	/int/	Total
Threads	217K	14.4K	24.9K	256K
Posts	8.3M	1.2M	1.4M	10.9M
June 30 to September 12, 2016				

Datasets

	/pol/	/sp/	/int/	Total
Threads	217K	14.4K	24.9K	256K
Posts	8.3M	1.2M	1.4M	10.9M
June 30 to September 12, 2016				

Methodology:

Visit the “catalog”

Snapshot every 5 mins

Once a thread is archived, retrieve full/final contents from 4plebs.org

We’re still crawling...

Hate Speech?



Crowdsourced dictionary
Manually filtered a bit

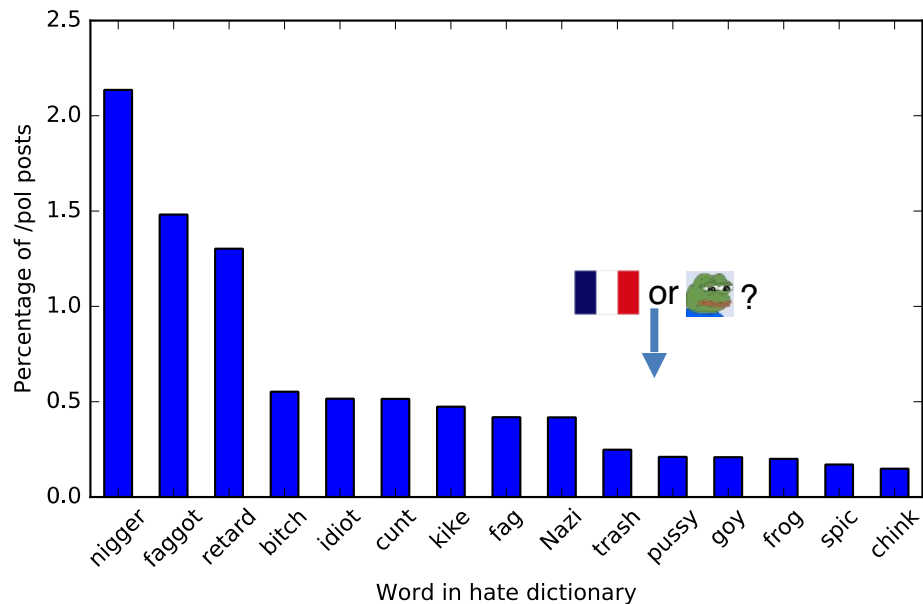
/pol/ by far most
hate speech use

/pol/ 12%

/sp/ 7.3%

/int/ 6.3%

Twitter 2.2%



Raids on other platforms (e.g., YouTube)

Someone posts a YouTube link

Maybe with a prompt like “you know what to do”

Raids on other platforms (e.g., YouTube)

Someone posts a YouTube link

Maybe with a prompt like “you know what to do”

Thread is an aggregation point for raiders

E.g., “Hah! I called that person a n*****!”

Raids on other platforms (e.g., YouTube)

Someone posts a YouTube link

Maybe with a prompt like “you know what to do”

Thread is an aggregation point for raiders

E.g., “Hah! I called that person a n*****!”

If raid is taking place:

Peak in YouTube comments while thread alive?

/pol/ thread and YT comments *synchronized*?

Raids on other platform



Hans2k4ever 1 month ago

When will the normies learn?

Reply • 181

[View all 3 replies](#)



Jack Harper 1 month ago

mfw he accidentally redpills his whole class, they all found the memes funny even the so called "hate speech" he talks about

Reply • 13



Jack Harper 1 month ago

I guess I haven't tightened my fedora enough to be as enlightened by my own enlightenment as you sir. Carry on brave knight!

Reply •



Adem Adiyaman 1 month ago

23:21 "the victory of donald trump and the rise of ultra nazi people" you dense fuck, nice brain washing

Reply • 227

[View all 16 replies](#)



Szgerle 1 month ago

Not even just your regular nazi but ULTRA NAZI!

Reply • 1



Drakewood 1 month ago

+Potato Jenova A FUCKING LEAF!

Reply •



Thought Criminal 1 month ago

Holy fuck, (((they))) are actually intimidated by the powers of Kek.

Reply • 169



A Measurement Study of 4chan's Politically Incorrect Forum and Its Effects on the Web



Emiliano De Cristofaro

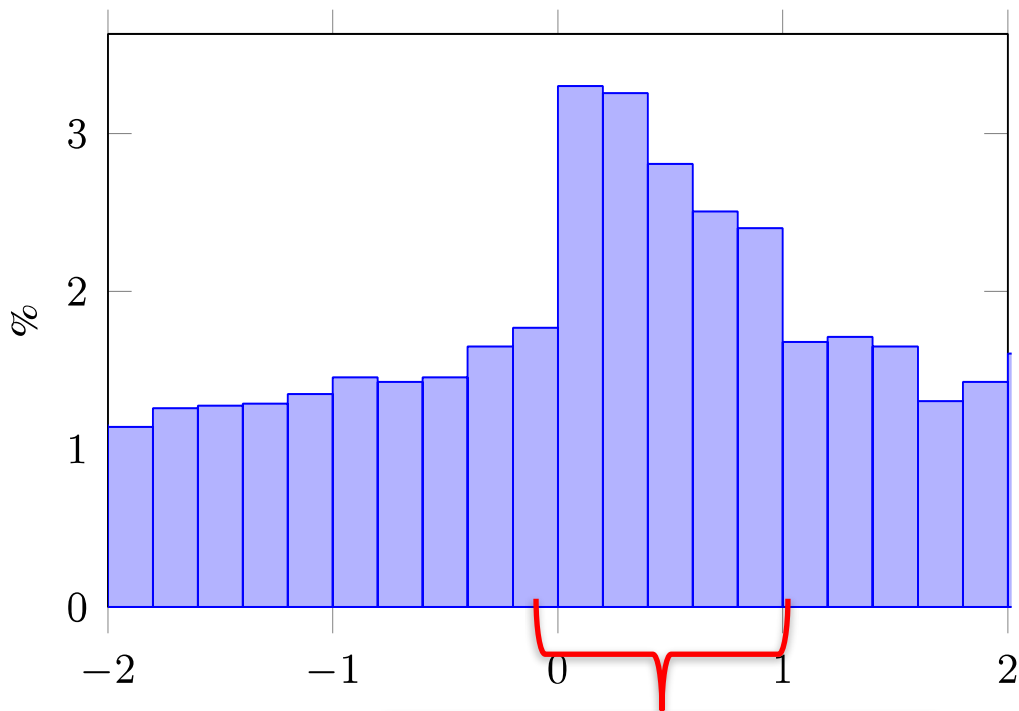
[Subscribe](#) 3

11,013 views

[Add to](#) [Share](#) [More](#)

[Like](#) 80 [Dislike](#) 526

Activity Peaks

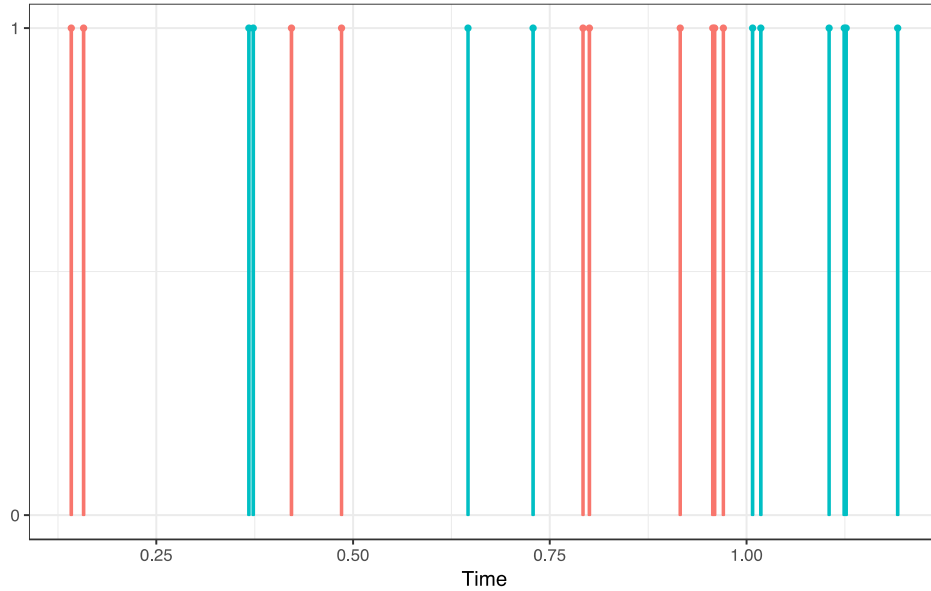


YT videos with peaks
during 4chan thread

Determined via PDF of
commenting timeseries

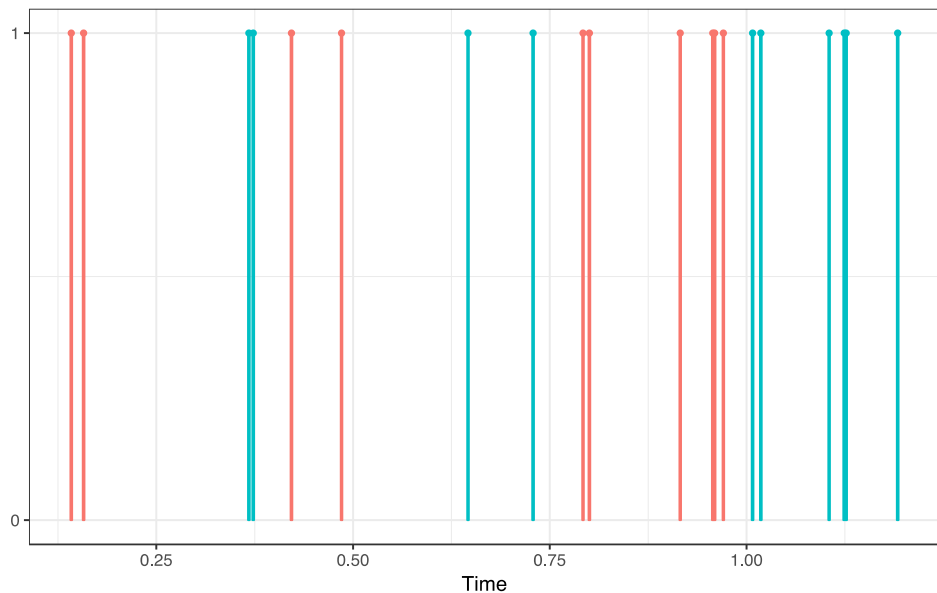
14% of videos see peak
commenting activity during /
pol/ thread lifetime

Synchronization

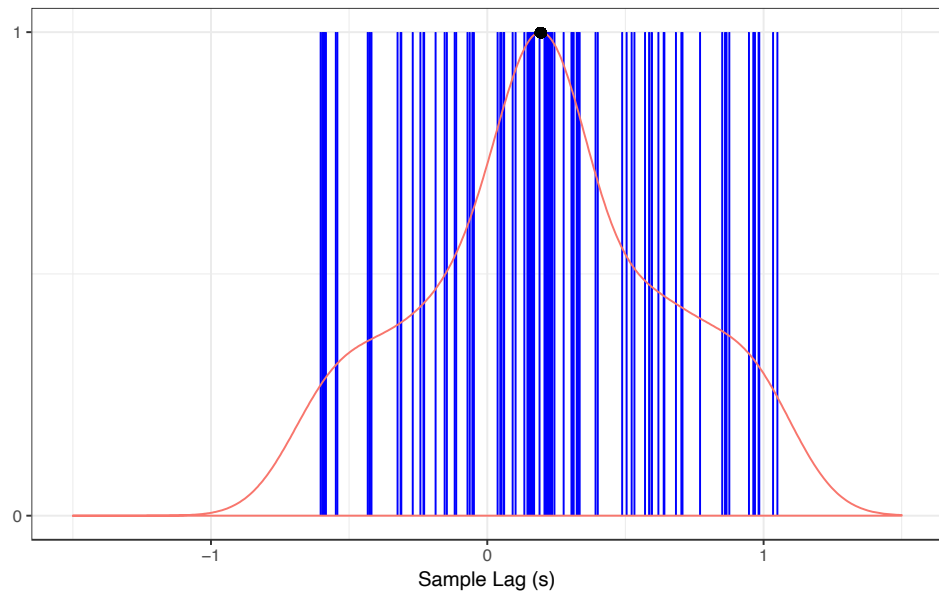


Two series, second randomly shifted from first by 0.2s on avg

Synchronization

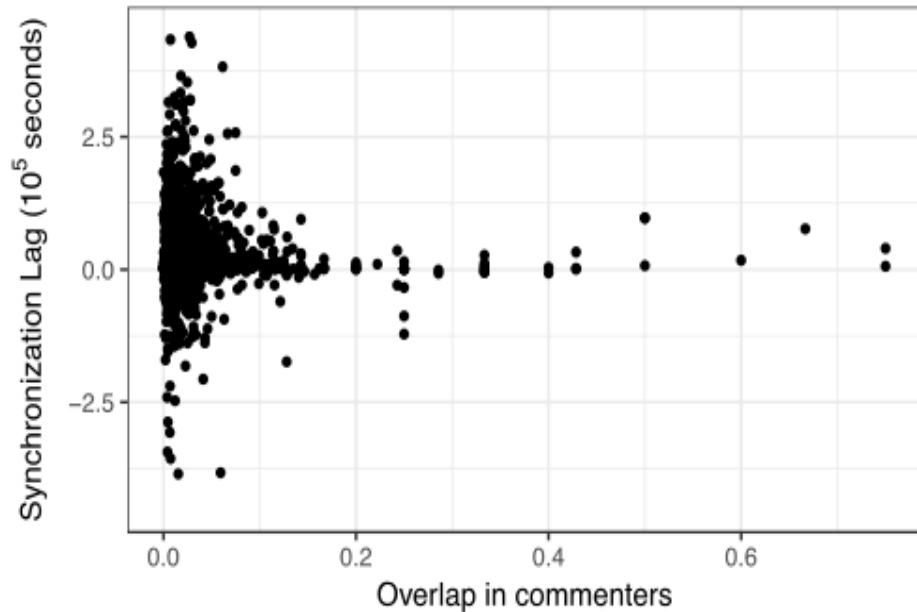
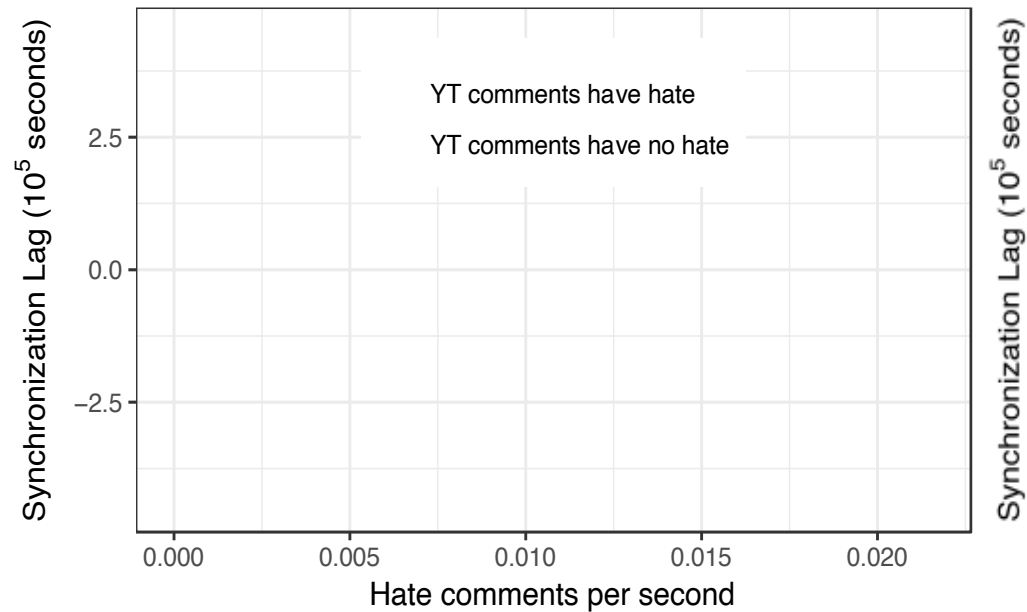


Two series, second randomly shifted from first by 0.2s on avg

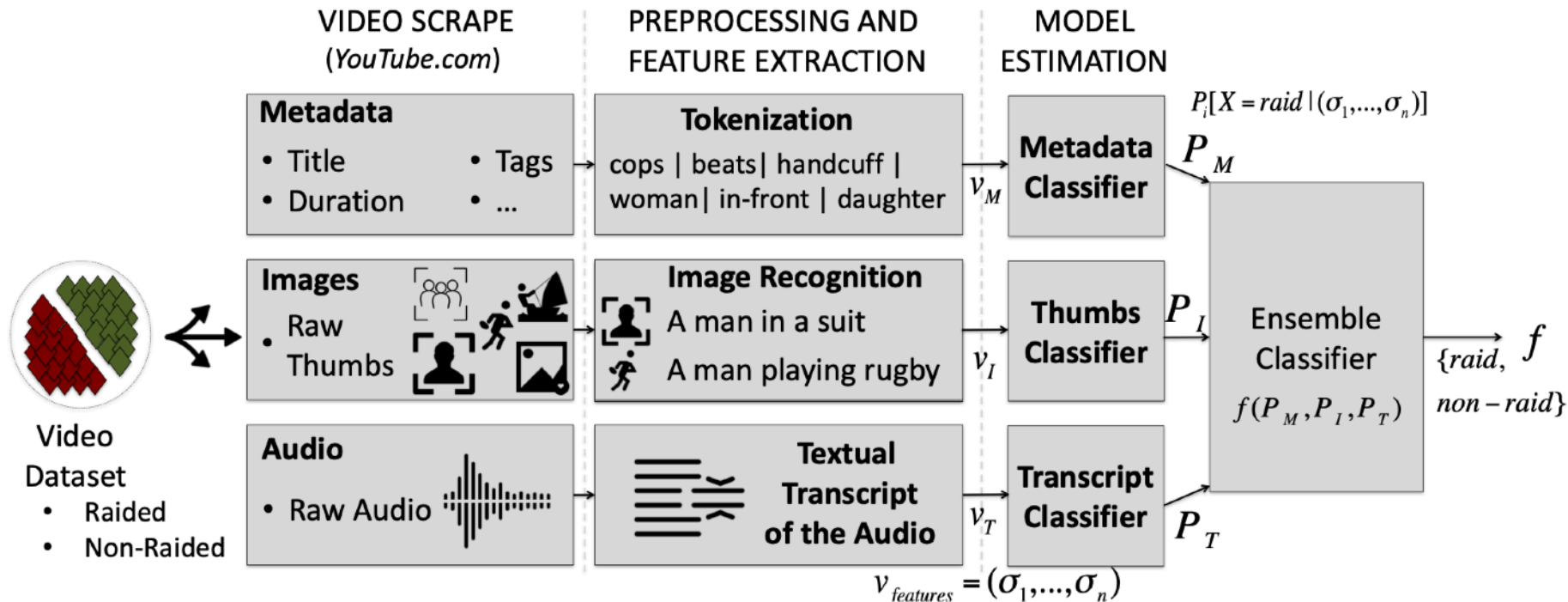


Blue lines → per-sample lag
Red area → density of the lags
Peak of density curve = 0.2s

Validation



In fact... can we predict?



In fact... can we predict?

VIDEO SCRAPE
(YouTube.com)

PREPROCESSING AND
FEATURE EXTRACTION

MODEL
ESTIMATION

Me

- Title
- Duration

$= \text{raid} \mid (\sigma_1, \dots, \sigma_n)$

P_M

Yes, we can!

Ensemble of classifiers
determines the likelihood
that a video will be raided
with AUC up to 94%

Ensemble
Classifier
 $f(P_M, P_I, P_T)$

$\{\text{raid}, f$
 $\text{non-raid}\}$

Video
Dataset

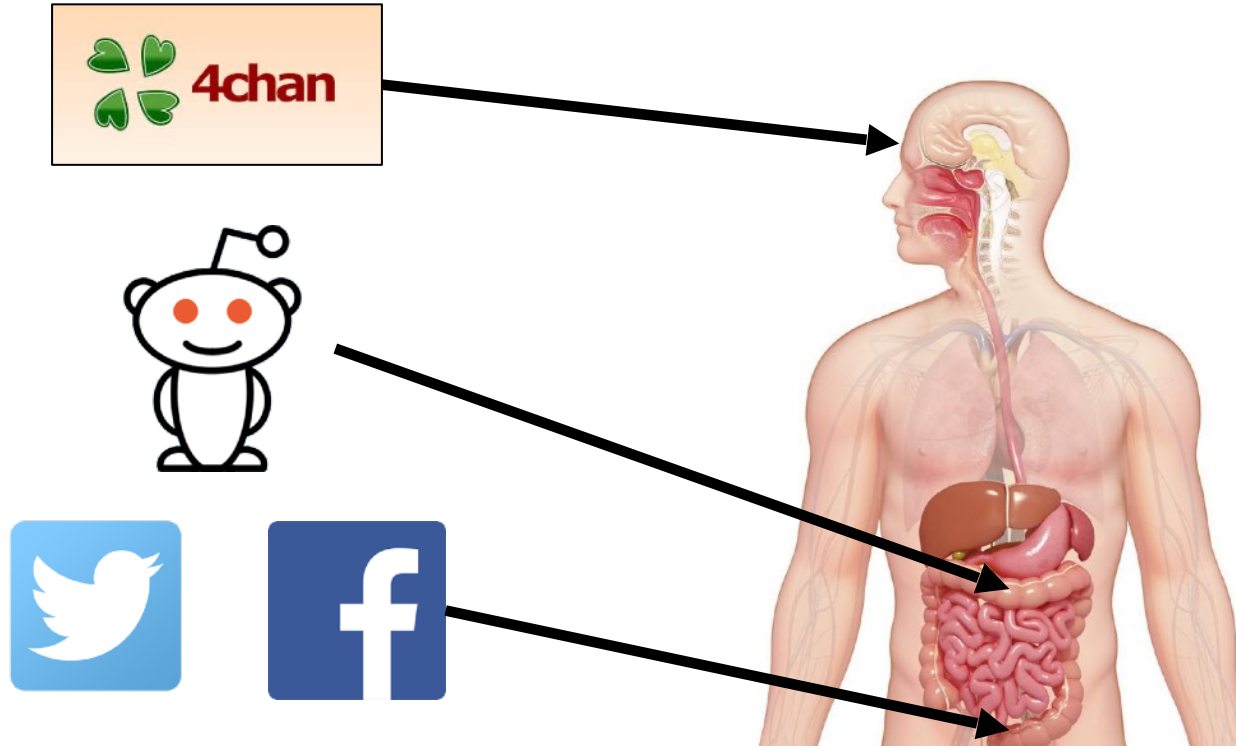
- Raid
- Non-raid

Transcript
Classifier

P_T


$v_{\text{features}} = (\sigma_1, \dots, \sigma_n)$


How do communities influence each other?



4chan →
Twitter

[View Same](#) [Google](#) [iqdb](#) [SauceNAO](#) [C58mabBXEAEm6iY.jpg, 46KiB, 497x503](#)



Anonymous ID: Cgs1YKTD Fri 03 Mar 2017 00:38:09 No.114985529  [View](#) [Report](#)


Here is picture of Senator Chuck Schumer having coffee and donuts with Vladimir Putin.

We need to investigate this meeting and any Russian ties with Chuck.

4chan →
Twitter

View Same Google iqdb SauceNAO  C58mabBXEAEm6iY.jpg, 46KiB, 497x503




Anonymous ID: Cgs1YKTD Fri 03 Mar 2017 00:38:09 No.114985529  View

Here is picture of Senator Chuck Schumer having coffee and donuts with Vladimir Putin.

We need to investigate this meeting and any Russian ties with Chuck.



Donald J. Trump 

@realDonaldTrump

Following



We should start an immediate investigation into [@SenSchumer](#) and his ties to Russia and Putin. A total hypocrite!



9:54 AM - 3 Mar 2017

54,218 Retweets 148,062 Likes





Donald J. Trump ✓

@realDonaldTrump

 [Follow](#)

[#FraudNewsCNN](#) [#FNN](#)

4:21 PM - Jul 2, 2017



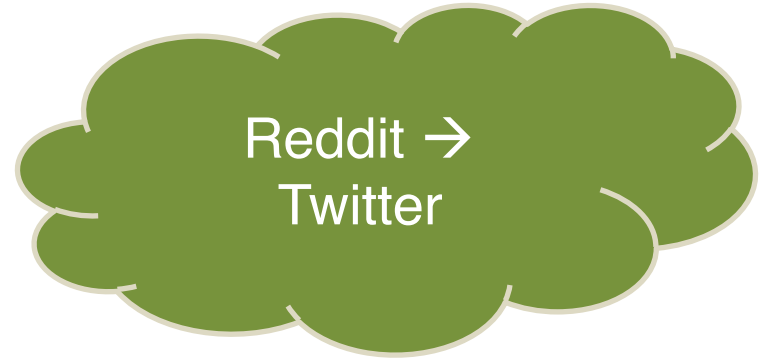
141,936



368,969



605,362



Donald J. Trump ✓
@realDonaldTrump

#FraudNewsCNN #FNN

4:21 PM - Jul 2, 2017

🗨️ 141,936 ↺ 368,969 ❤️ 605,362



EXPLAINERS POLITICS & POLICY WORLD CULTURE SCIENCE & HEALTH IDENTITIES MORE ▾



Trump's anti-CNN tweet originated from Reddit's largest right-wing extremist forum

Regardless of his intentions, Trump's tweet aligned him with violent hate speech.

Updated by Aja Romano | @ajaromano | Jul 3, 2017, 5:00pm EDT

The Pizzagate Conspiracy Theory

The saga of 'Pizzagate': The fake story that shows how conspiracy theories spread



By BBC Trending
What's popular and why

🕒 2 December 2016



The Pizzagate Conspiracy Theory

The saga of 'Pizzagate': The fake story that shows how conspiracy theories spread



By BBC Trending
What's popular and why

🕒 2 December 2016



Share



**Data
Provider**

The Pizzagate Conspiracy Theory



**Data
Provider**



**Theory
Generator**


The Pizzagate Conspiracy Theory

The saga of 'Pizzagate': The fake story that shows how conspiracy theories spread



By BBC Trending
What's popular and why

🕒 2 December 2016



**Data
Provider**



**Theory
Generator**



**Theory Incubators &
Gateway to mainstream
“world”**


The Pizzagate Conspiracy Theory

The saga of 'Pizzagate': The fake story that shows how conspiracy theories spread



By BBC Trending
What's popular and why

🕒 2 December 2016



**Data
Provider**



**Theory
Generator**



**Theory Incubators &
Gateway to mainstream
“world”**



**Large-scale
Disseminator**

Idea...

Study the appearance of alternative and mainstream news URLs within the platforms

Idea...

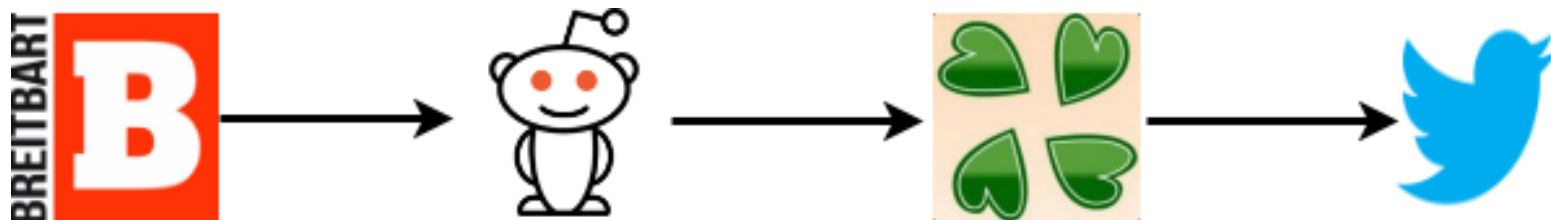
Study the appearance of alternative and mainstream news URLs within the platforms

Build a sequence of appearance for each URL according to the timestamps

Idea...

Study the appearance of alternative and mainstream news URLs within the platforms

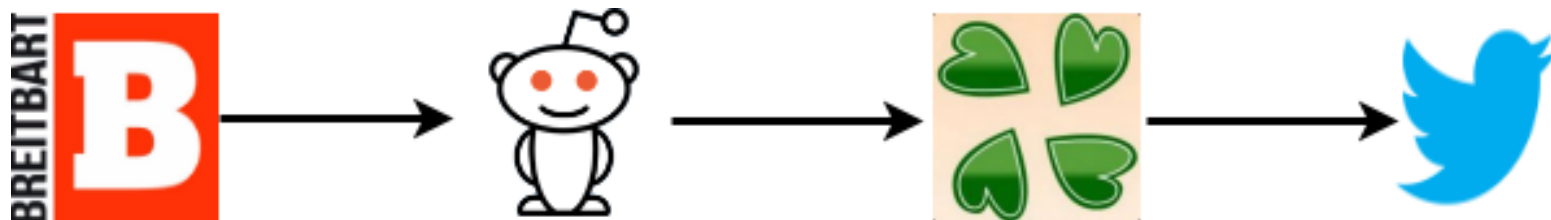
Build a sequence of appearance for each URL according to the timestamps



Idea...

Study the appearance of alternative and mainstream news URLs within the platforms

Build a sequence of appearance for each URL according to the timestamps



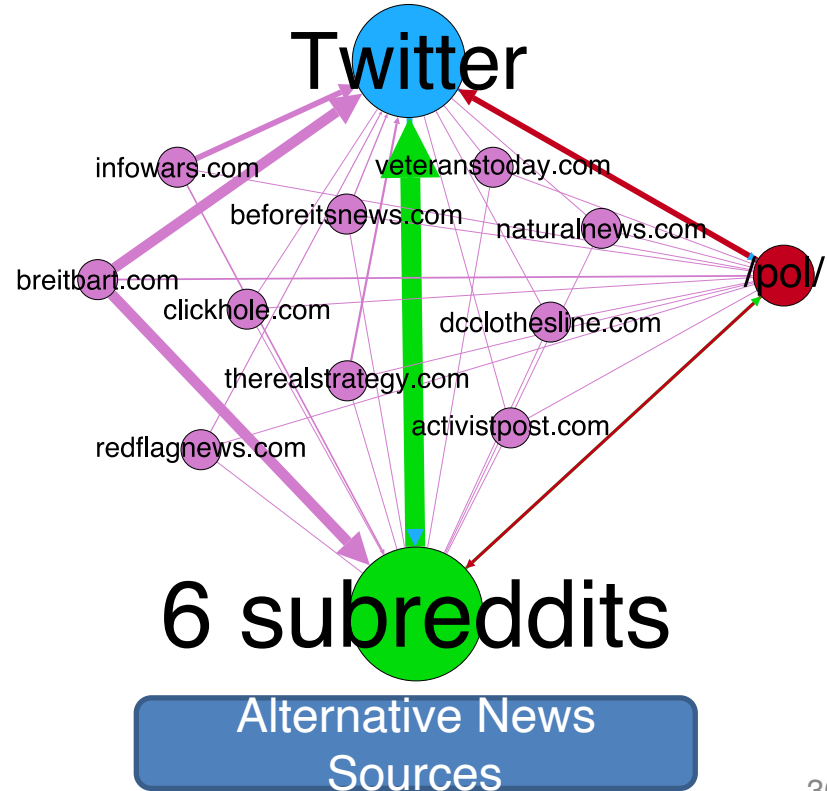
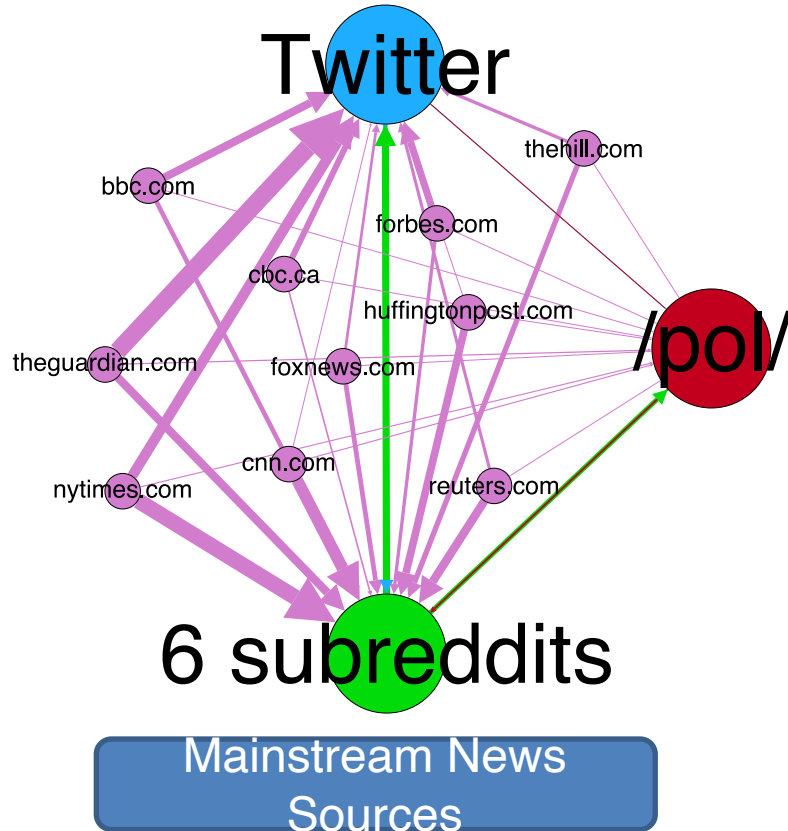
Build a graph with the sequences

The Data

99 mainstream and alternative (“fake”) news sources

Platform	Posts/Comments	Alternative URLs	Mainstream URLs
Twitter	486K	42K	236K
Reddit (six selected subreddits)	620K	40K	301K
4chan (/pol/)	90K	9K	40K

Here's What The Graph Looks Like



Quantify Influence? Hawkes Processes!

Assume K processes

Each with a rate of events (i.e., posting of a URL), called the *background rate*

Quantify Influence? Hawkes Processes!

Assume K processes

Each with a rate of events (i.e., posting of a URL), called the *background rate*

An event can cause **impulse responses** in other processes

Increases the rates of other processes for a period of time

Quantify Influence? Hawkes Processes!

Assume K processes

Each with a rate of events (i.e., posting of a URL), called the *background rate*

An event can cause **impulse responses** in other processes

Increases the rates of other processes for a period of time

Enables us to be confident about the number of events caused by another event on the source process (weight)

Reveals causal relationships

Hawkes Processes Example

Reddit

Hawkes Processes Example

Reddit

Twitter

Hawkes Processes Example

Reddit

Twitter

/pol/

Hawkes Processes Example

Reddit

Twitter




/pol/


Hawkes Processes Example




Hawkes Processes Example




Hawkes Processes Example



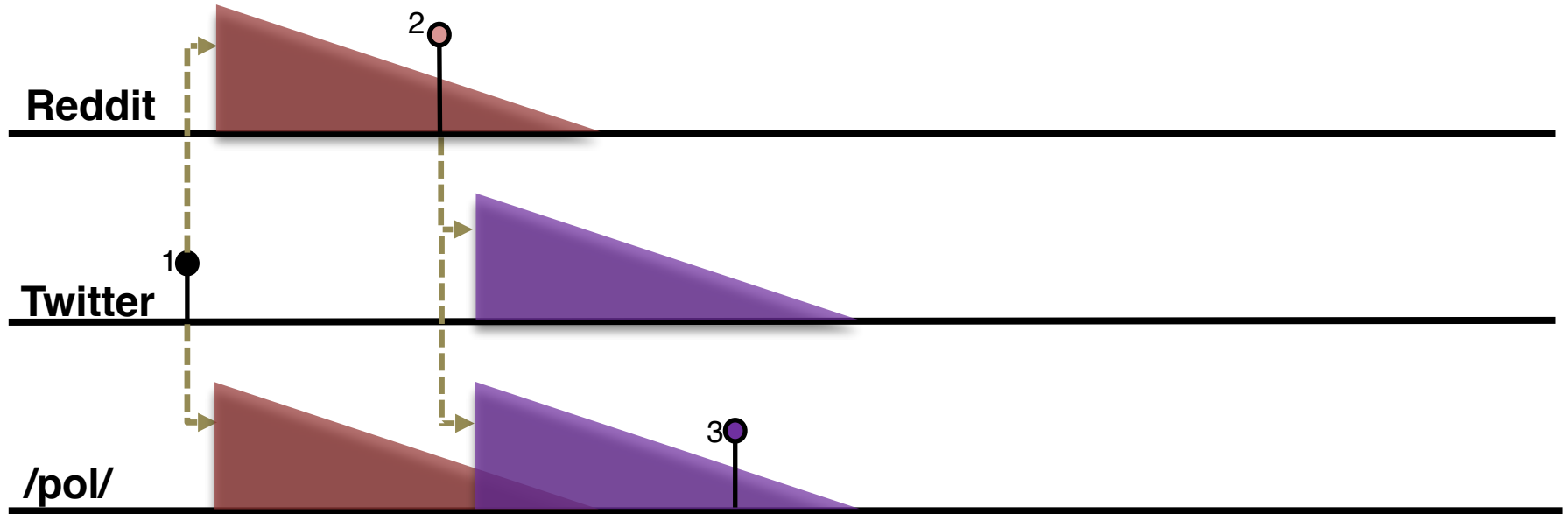
Hawkes Processes Example



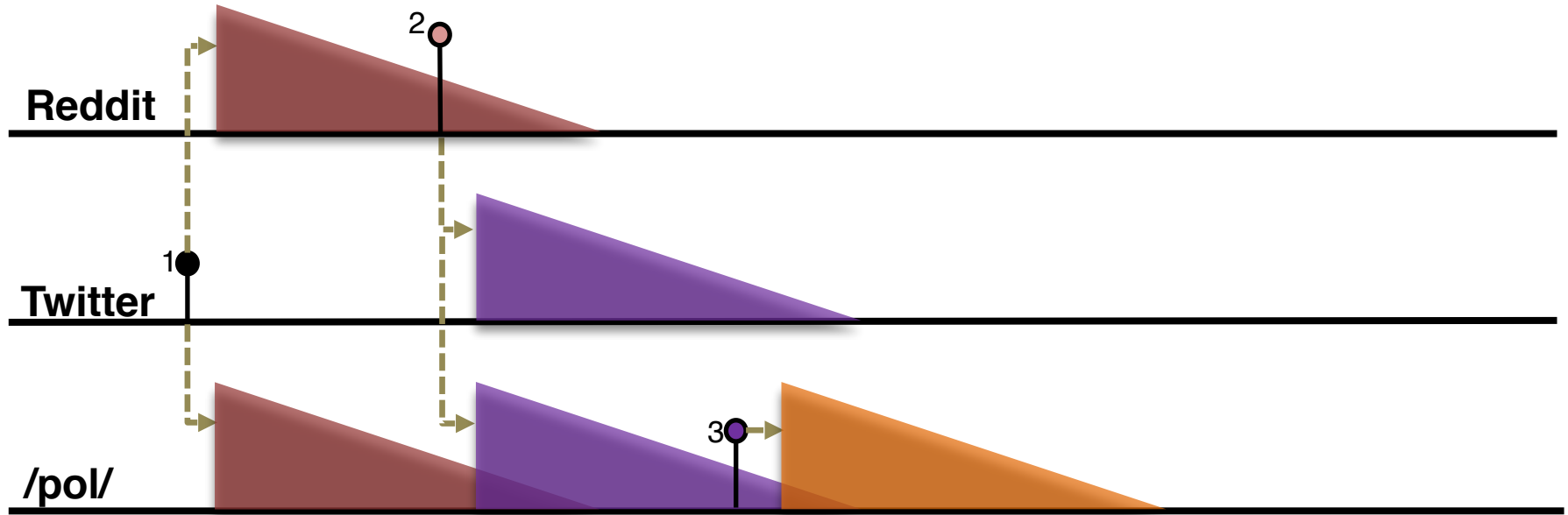
Hawkes Processes Example



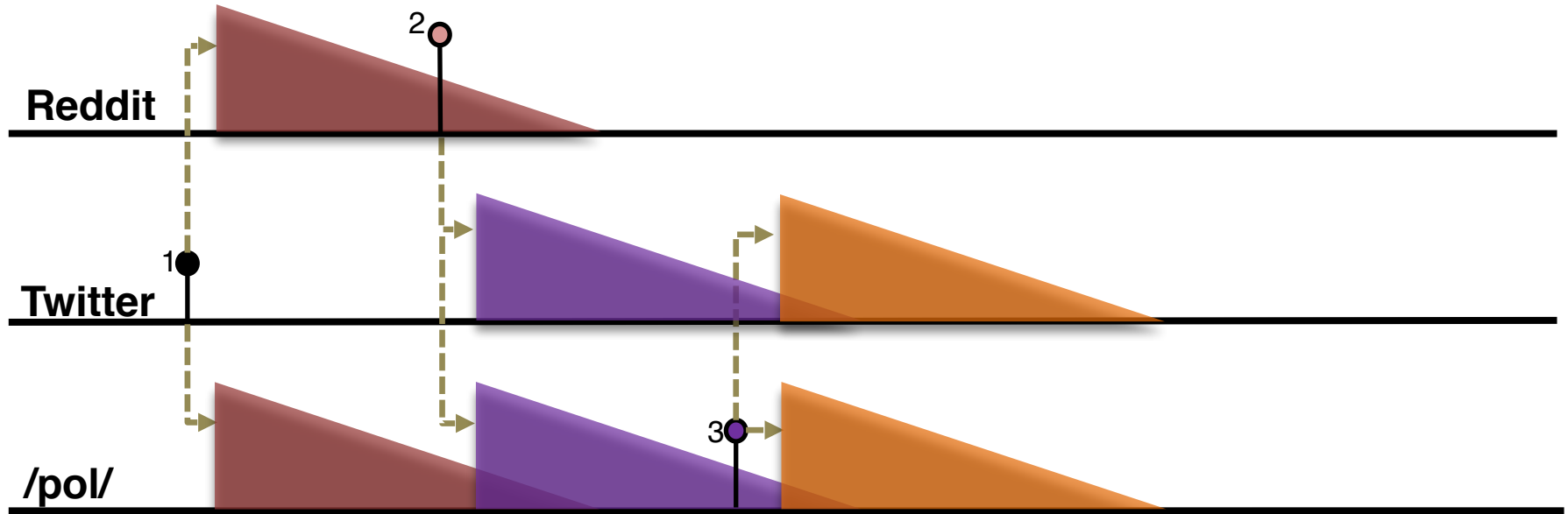
Hawkes Processes Example



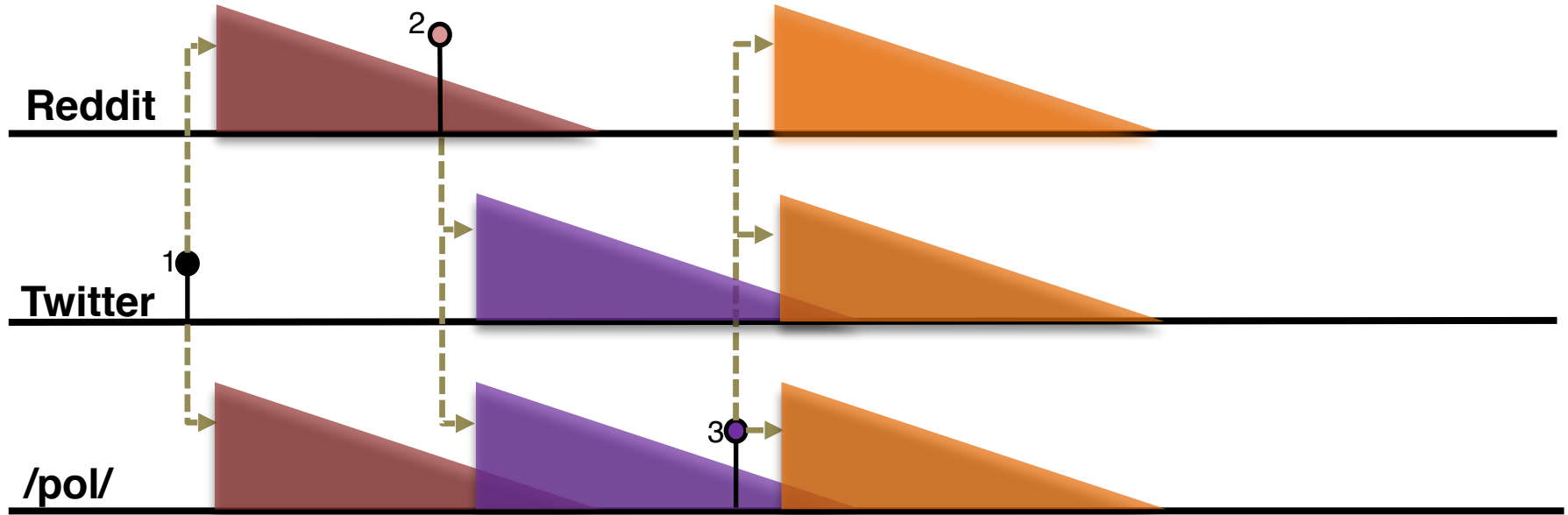
Hawkes Processes Example



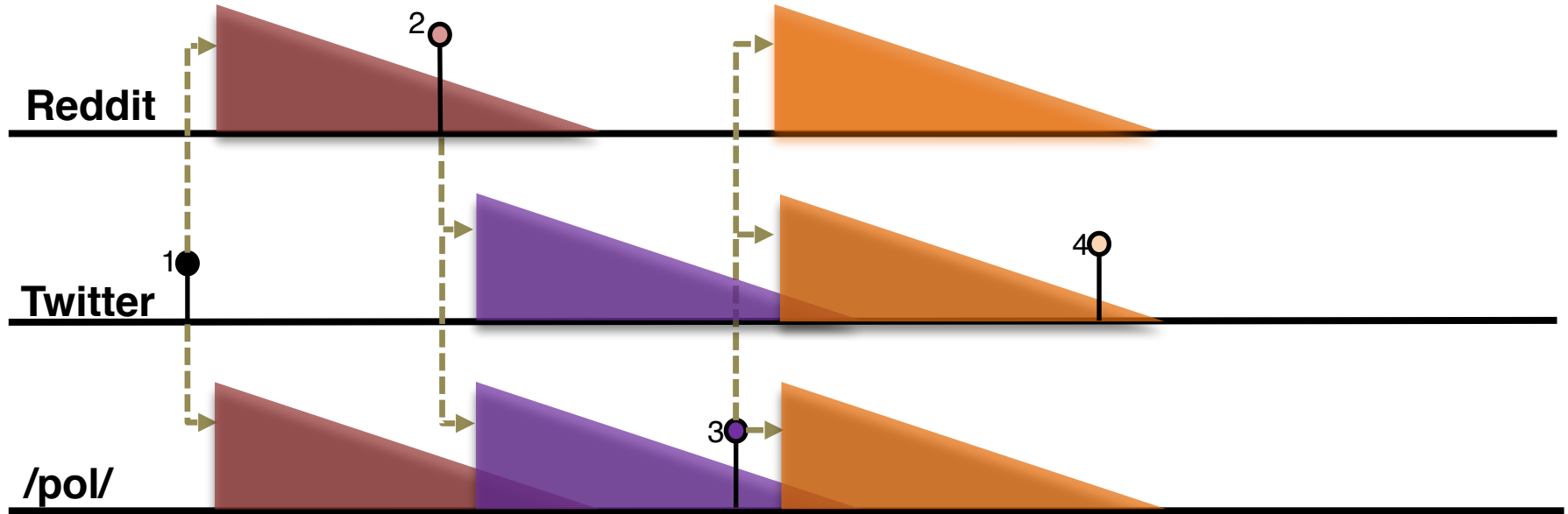
Hawkes Processes Example



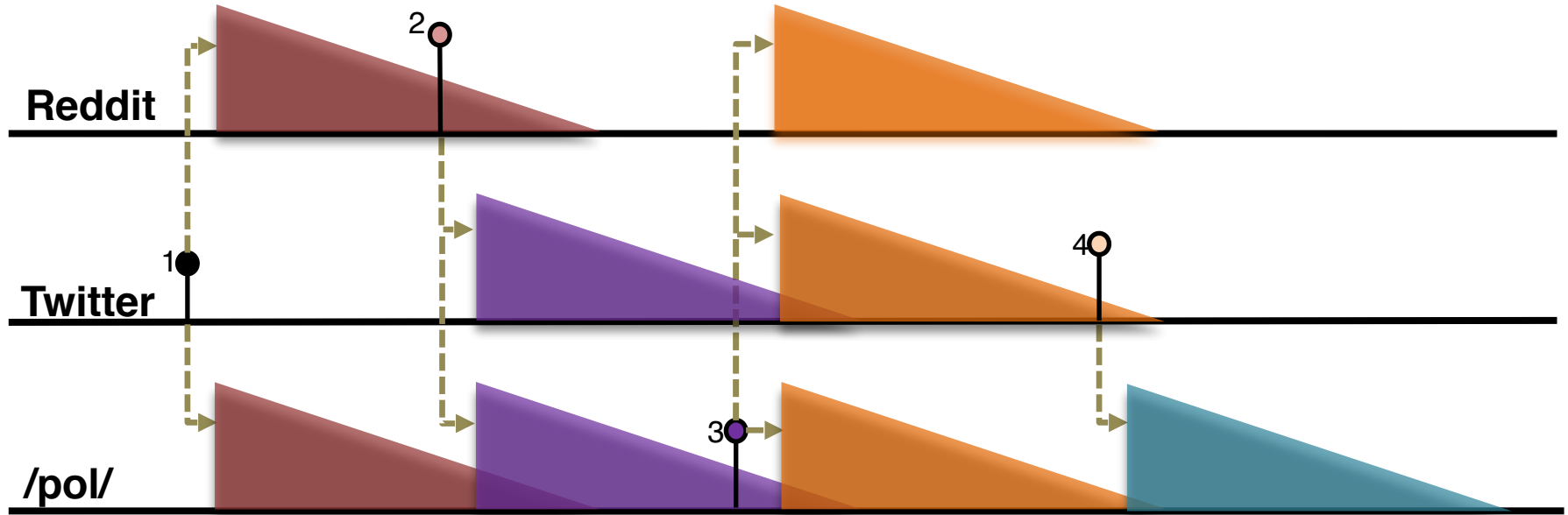
Hawkes Processes Example



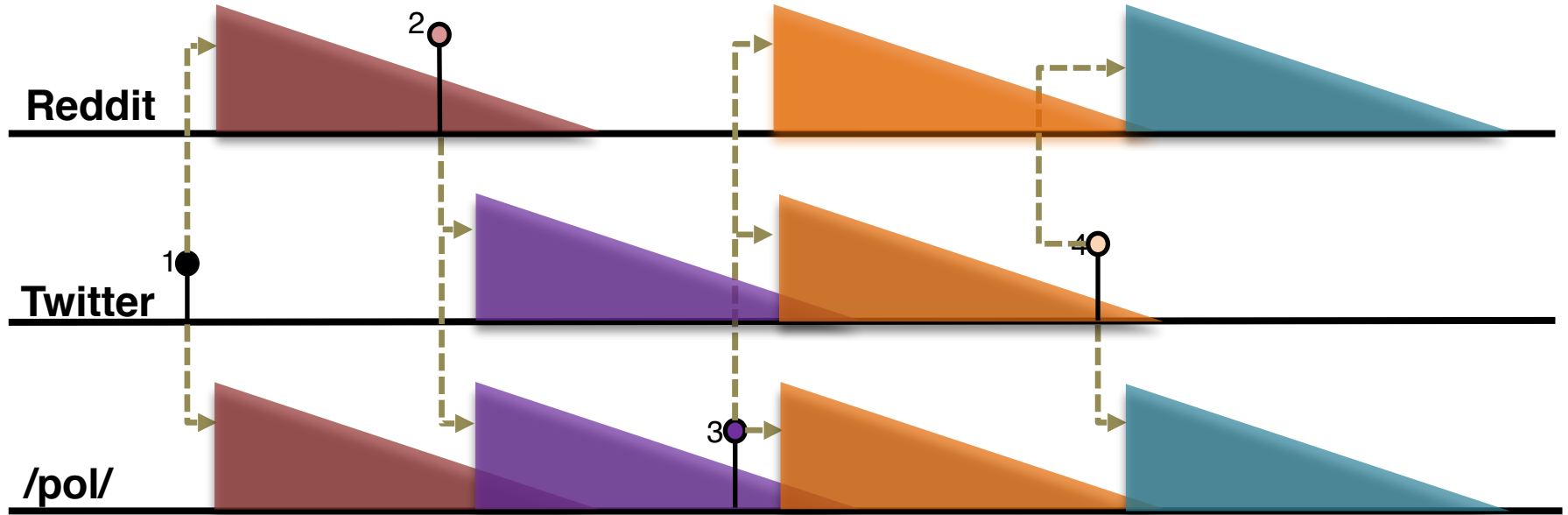
Hawkes Processes Example



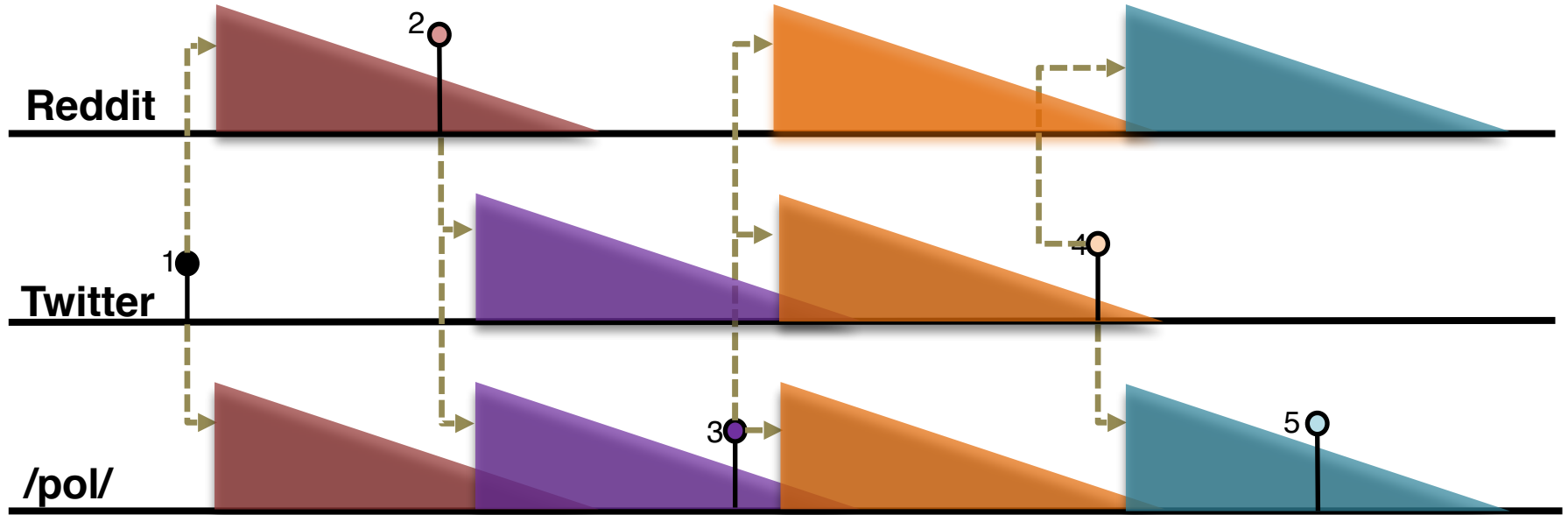
Hawkes Processes Example



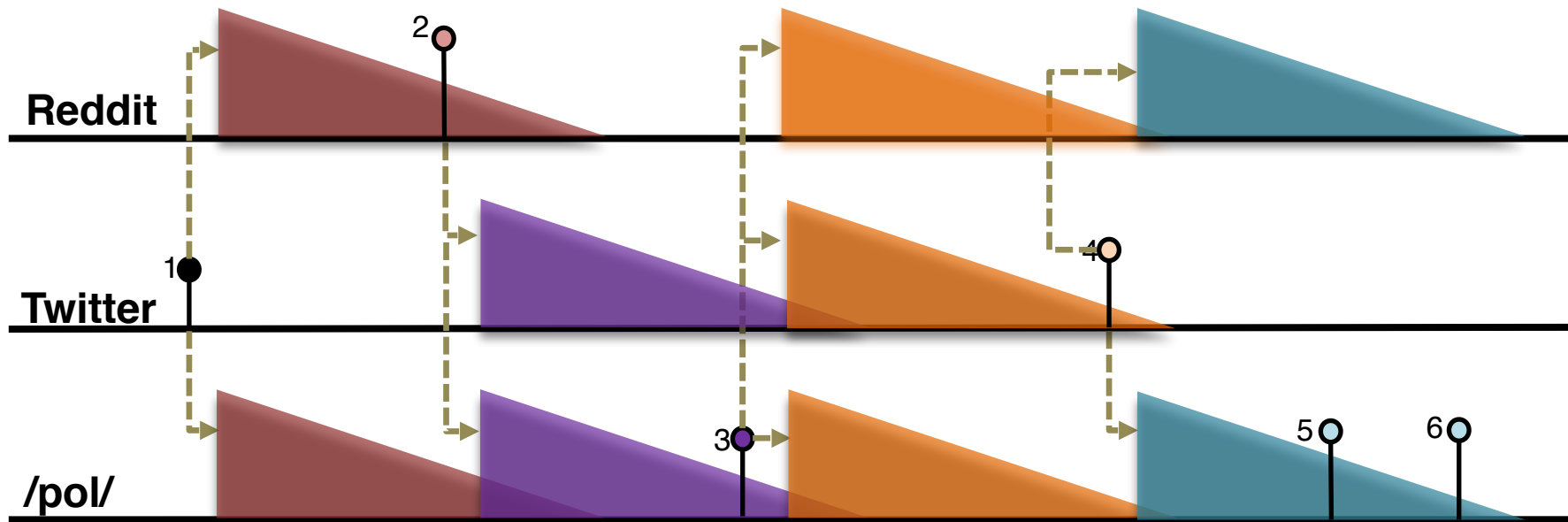
Hawkes Processes Example



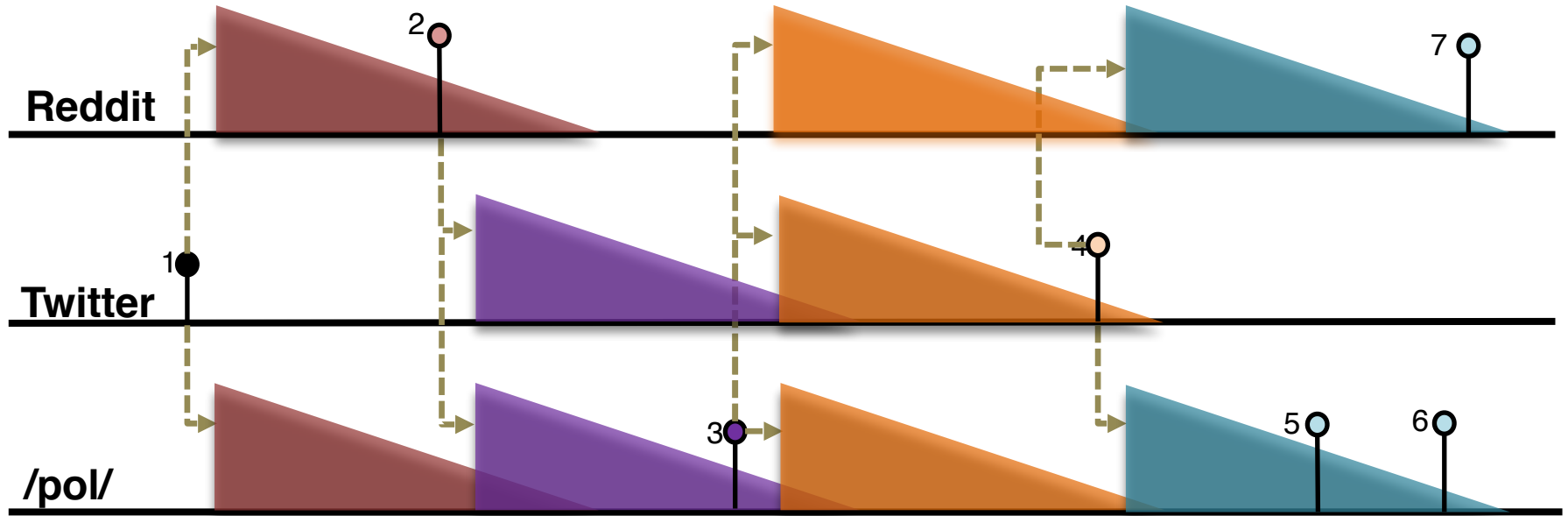
Hawkes Processes Example



Hawkes Processes Example



Hawkes Processes Example



For Our Purposes...

Hawkes model with 8 processes

One for each platform/community

Distinct model for each URL

Fit each model with Gibbs sampling

Calculate the percentage of events **created because** of events happened in each of the other processes

How Communities Influence Each Other?

Twitter top influencers for alternative URLs

- /r/The_Donald (2.72%)
- /pol/ (1.96%)
- /r/politics (1.1%)

Twitter top influencers for mainstream URLs

- /r/politics (4.29%)
- /pol/ (3.01%)
- /r/The_Donald (2.97%)

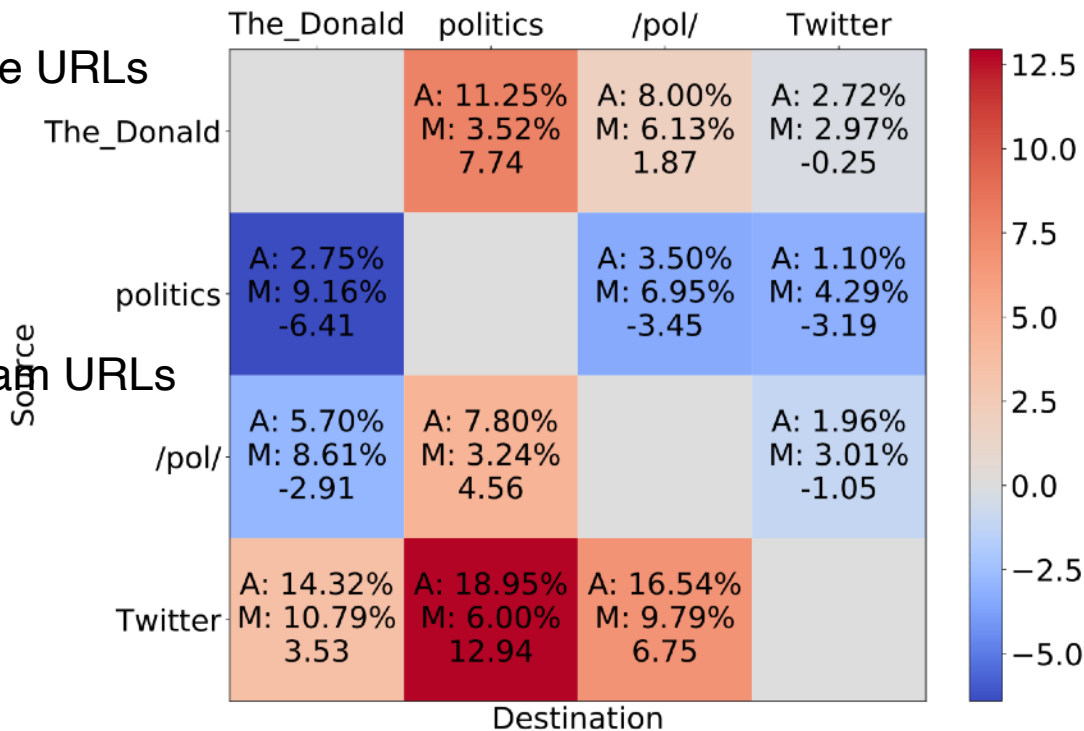
How Communities Influence Each Other?

Twitter top influencers for alternative URLs

- /r/The_Donald (2.72%)
- /pol/ (1.96%)
- /r/politics (1.1%)

Twitter top influencers for mainstream URLs

- /r/politics (4.29%)
- /pol/ (3.01%)
- /r/The_Donald (2.97%)



How Communities Influence Each Other?

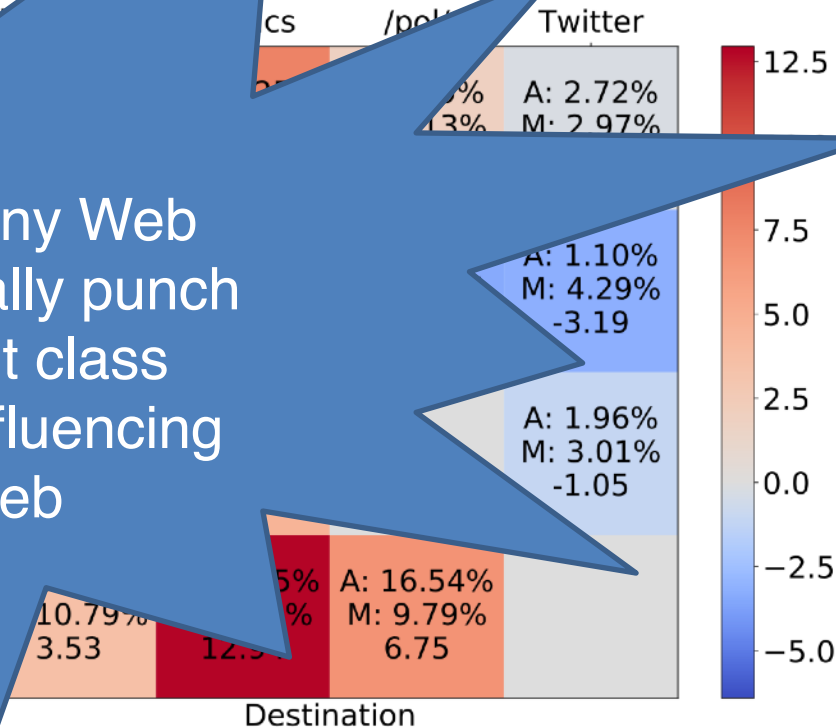
Twitter top influencers in alternative

- /r/The_Donald (1.96%)
- /pol/ (1.96%)

Twitter top influencers in

- /r/The_Donald (1.96%)

These seemingly tiny Web communities can really punch above their weight class when it comes to influencing the greater Web







Memes are fun!

Not always though...



Not always though...



Not always though...



Not always though...



Mememes in politics

Sport

Culture

Lifestyle

More ▾

The Guardian

US midterms 2018 [Business](#) Tech Science

Annotated: the Trump memes stuck to Cesar Sayoc's van

The vehicle seized by law enforcement in Florida was covered in strange propaganda



▲ Cesar Sayoc's van is seen in Boca Raton, Florida, on 18 October 2018 in this picture obtained from social media. Photograph: Social Media/Ed Kennedy via Reuters

most viewed in US



Pittsburgh synagogue shooting: suspect held after at least four killed



'I bet \$500 they are lying': Trump fans sceptical about pipe bomb arrest



'Why is that racist?' Trump greets young black leaders with freewheeling rant



Barack Obama takes aim at Donald Trump for 'making stuff up'



Muncy hits walk-off homer as Dodgers win longest ever World Series game



Sport

Culture

Lifestyle

More

The Guardian

US midterms 2018 [Business](#) Tech Science

Annotated Trump memo to Cesar Sayoc

Memes have become a popular, and seemingly effective, method to transmit ideology.

Memes have been weaponized

most vis

gh synagogue

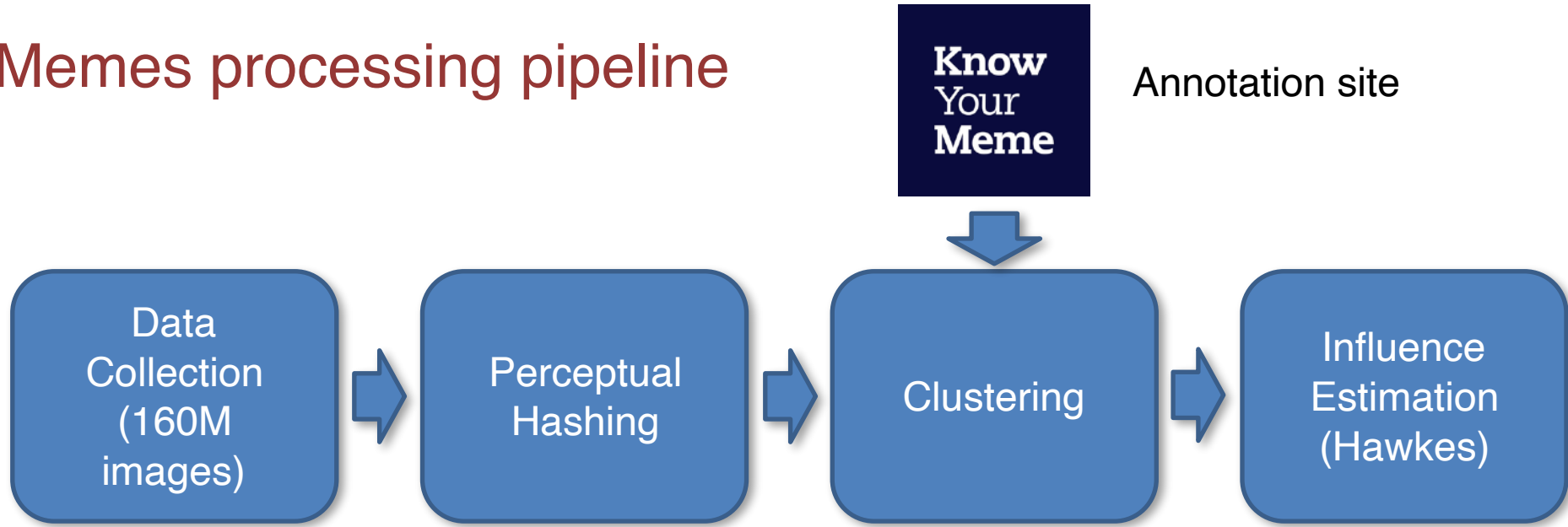
aying':
sceptical about
st

st: Trump
young black leaders
wheeling rant

s aim at
Donald Trump
stuff up'

Muncy hits walk-off homer as
Dodgers win longest ever
World Series game

Memes processing pipeline



Code for our analysis pipeline (and data) available at
https://github.com/memespaper/memes_pipeline



Examples of clusters



Top memes per social network



Paper (IMC 2018)

4chan (/pol/)	Reddit	Gab	Twitter
			
			
			

Top memes per Web community

/pol/		Reddit		Gab		Twitter	
Entry	Posts (%)	Entry	Posts (%)	Entry	Posts (%)	Entry	Posts (%)
Feels Bad Man/Sad Frog	64,367 (4.9%)	Manning Face	12,540 (2.2%)	Jesusland (P)	454 (1.6%)	Roll Safe	55,010 (5.9%)
Smug Frog	63,290 (4.8%)	That's the Joke	7,626 (1.3%)	Demotivational Posters	414 (1.5%)	Evil Kermit	50,642 (5.4%)
Happy Merchant (R)	49,608 (3.8%)	Feels Bad Man/ Sad Frog	7,240 (1.3%)	Smug Frog	392 (1.4%)	Arthur's Fist	37,591 (4.0%)
Apu Apustaja	29,756 (2.2%)	Confession Bear	7,147 (1.3%)	Based Stickman (P)	391 (1.4%)	Nut Button	13,598 (1.5%)
Pepe the Frog	25,197 (1.9%)	This is Fine	5,032 (0.9%)	Pepe the Frog	378 (1.3%)	Spongebob Mock	11,136 (1.2%)
Make America Great Again (P)	21,229 (1.6%)	Smug Frog	4,642 (0.8%)	Happy Merchant (R)	297 (1.1%)	Reaction Images	9,387 (1.0%)
Angry Pepe	20,485 (1.5%)	Roll Safe	4,523 (0.8%)	Murica	274 (1.0%)	Conceited Reaction	9,106 (1.0%)
Bait this is Bait	16,686 (1.2%)	Rage Guy	4,491 (0.8%)	And Its Gone	235 (0.9%)	Expanding Brain	8,701 (0.9%)
I Know that Feel Bro	14,490 (1.1%)	Make America Great Again (P)	4,440 (0.8%)	Make America Great Again (P)	207 (0.8%)	Demotivational Posters	7,781 (0.8%)
Cult of Kek	14,428 (1.1%)	Fake CCG Cards	4,438 (0.8%)	Feels Bad Man/ Sad Frog	206 (0.8%)	Cash Me Ousside/Howbow Dah	5,972 (0.6%)
Laughing Tom Cruise	14,312 (1.1%)	Confused Nick Young	4,024 (0.7%)	Trump's First Order of Business (P)	192 (0.7%)	Salt Bae	5,375 (0.6%)
Awoo	13,767 (1.0%)	Daily Struggle	4,015 (0.7%)	Kekistan	186 (0.6%)	Feels Bad Man/ Sad Frog	4,991 (0.5%)
Tony Kornheiser's Why	13,577 (1.0%)	Expanding Brain	3,757 (0.7%)	Picardia (P)	183 (0.6%)	Math Lady/Confused Lady	4,722 (0.5%)
Picardia (P)	13,540 (1.0%)	Demotivational Posters	3,419 (0.6%)	Things with Faces (Pareidolia)	156 (0.5%)	Computer Reaction Faces	4,720 (0.5%)
Big Grin / Never Ever	12,893 (1.0%)	Actual Advice Mallard	3,293 (0.6%)	Serbia Strong/Remove Kebab	149 (0.5%)	Clinton Trump Duet (P)	3,901 (0.4%)
Reaction Images	12,608 (0.9%)	Reaction Images	2,959 (0.5%)	Riot Hipster	148 (0.5%)	Kendrick Lamar Damn Album Cover	3,656 (0.4%)
Computer Reaction Faces	12,247 (0.9%)	Handsome Face	2,675 (0.5%)	Colorized History	144 (0.5%)	What in tarnation	3,363 (0.3%)
Wojak / Feels Guy	11,682 (0.9%)	Absolutely Disgusting	2,674 (0.5%)	Most Interesting Man in World	140 (0.5%)	Harambe the Gorilla	3,164 (0.3%)
Absolutely Disgusting	11,436 (0.8%)	Pepe the Frog	2,672 (0.5%)	Chuck Norris Facts	131 (0.4%)	I Know that Feel Bro	3,137 (0.3%)
Spurdo Sparde	9,581 (0.7%)	Pretending to be Retarded	2,462 (0.4%)	Roll Safe	131 (0.4%)	This is Fine	3,094 (0.3%)
Total	445,179 (33.4%)		94,069 (16.7%)		4,808 (17.0%)		249,047 (26.4%)

Top memes per Web community



/pol/		Reddit		Gab		Twitter	
Entry	Posts (%)	Entry	Posts (%)	Entry	Posts (%)	Entry	Posts (%)
Feels Bad Man/Sad Frog	64,367 (4.9%)	Manning Face	12,540 (2.2%)	Jesusland (P)	454 (1.6%)	Roll Safe	55,010 (5.9%)
Smug Frog	63,290 (4.8%)	That's the Joke	7,626 (1.3%)	Demotivational Posters	414 (1.5%)	Evil Kermit	50,642 (5.4%)
Happy Merchant (R)	49,608 (3.8%)	Feels Bad Man/ Sad Frog	7,240 (1.3%)	Smug Frog	392 (1.4%)	Arthur's Fist	37,591 (4.0%)
Apu Apustaja	29,756 (2.2%)	Confession Bear	7,147 (1.3%)	Based Stickman (P)	391 (1.4%)	Nut Button	13,598 (1.5%)
Pepe the Frog	25,197 (1.9%)	This is Fine	5,032 (0.9%)	Pepe the Frog	378 (1.3%)	Spongebob Mock	11,136 (1.2%)
Make America Great Again (P)	21,229 (1.6%)	Smug Frog	4,642 (0.8%)	Happy Merchant (R)	297 (1.1%)	Reaction Images	9,387 (1.0%)
Angry Pepe	20,485 (1.5%)	Roll Safe	4,523 (0.8%)	Murica	274 (1.0%)	Conceited Reaction	9,106 (1.0%)
Bait this is Bait	16,686 (1.2%)	Rage Guy	4,491 (0.8%)	And Its Gone	235 (0.9%)	Expanding Brain	8,701 (0.9%)
I Know that Feel Bro	14,490 (1.1%)	Make America Great Again (P)	4,440 (0.8%)	Make America Great Again (P)	207 (0.8%)	Demotivational Posters	7,781 (0.8%)
Cult of Kek	14,428 (1.1%)	Fake CCG Cards	4,438 (0.8%)	Feels Bad Man/ Sad Frog	206 (0.8%)	Cash Me Ousside/Howbow Dah	5,972 (0.6%)
Laughing Tom Cruise	14,312 (1.1%)	Confused Nick Young	4,024 (0.7%)	Trump's First Order of Business (P)	192 (0.7%)	Salt Bae	5,375 (0.6%)
Awoo	13,767 (1.0%)	Daily Struggle	4,015 (0.7%)	Kekistan	186 (0.6%)	Feels Bad Man/ Sad Frog	4,991 (0.5%)
Tony Kornheiser's Why	13,577 (1.0%)	Expanding Brain	3,757 (0.7%)	Picardia (P)	183 (0.6%)	Math Lady/Confused Lady	4,722 (0.5%)
Picardia (P)	13,540 (1.0%)	Demotivational Posters	3,419 (0.6%)	Things with Faces (Pareidolia)	156 (0.5%)	Computer Reaction Faces	4,720 (0.5%)
Big Grin / Never Ever	12,893 (1.0%)	Actual Advice Mallard	3,293 (0.6%)	Serbia Strong/Remove Kebab	149 (0.5%)	Clinton Trump Duet (P)	3,901 (0.4%)
Reaction Images	12,608 (0.9%)	Reaction Images	2,959 (0.5%)	Riot Hipster	148 (0.5%)	Kendrick Lamar Damn Album Cover	3,656 (0.4%)
Computer Reaction Faces	12,247 (0.9%)	Handsome Face	2,675 (0.5%)	Colorized History	144 (0.5%)	What in tarnation	3,363 (0.3%)
Wojak / Feels Guy	11,682 (0.9%)	Absolutely Disgusting	2,674 (0.5%)	Most Interesting Man in World	140 (0.5%)	Harambe the Gorilla	3,164 (0.3%)
Absolutely Disgusting	11,436 (0.8%)	Pepe the Frog	2,672 (0.5%)	Chuck Norris Facts	131 (0.4%)	I Know that Feel Bro	3,137 (0.3%)
Spurdo Sparde	9,581 (0.7%)	Pretending to be Retarded	2,462 (0.4%)	Roll Safe	131 (0.4%)	This is Fine	3,094 (0.3%)
Total	445,179 (33.4%)		94,069 (16.7%)		4,808 (17.0%)		249,047 (26.4%)

Top memes per Web community



/pol/		Reddit		Gab		Twitter	
Entry	Posts (%)	Entry	Posts (%)	Entry	Posts (%)	Entry	Posts (%)
Feels Bad Man/Sad Frog	64,367 (4.9%)	Manning Face	12,540 (2.2%)	Jesusland (P)	454 (1.6%)	Roll Safe	55,010 (5.9%)
Smug Frog	63,290 (4.8%)	That's the Joke	7,626 (1.3%)	Demotivational Posters	414 (1.5%)	Evil Kermit	50,642 (5.4%)
Happy Merchant (R)	49,608 (3.8%)	Feels Bad Man/ Sad Frog	7,240 (1.3%)	Smug Frog	392 (1.4%)	Arthur's Fist	37,591 (4.0%)
Apu Apustaja	29,756 (2.2%)	Confession Bear	7,147 (1.3%)	Based Stickman (P)	391 (1.4%)	Nut Button	13,598 (1.5%)
Pepe the Frog	25,197 (1.9%)	This is Fine	5,032 (0.9%)	Pepe the Frog	378 (1.3%)	Spongebob Mock	11,136 (1.2%)
Make America Great Again (P)	21,229 (1.6%)	Smug Frog	4,642 (0.8%)	Happy Merchant (R)	297 (1.1%)	Reaction Images	9,387 (1.0%)
Angry Pepe	20,485 (1.5%)	Roll Safe	4,523 (0.8%)	Murica	274 (1.0%)	Conceited Reaction	9,106 (1.0%)
Bait this is Bait	16,686 (1.2%)	Rage Guy	4,491 (0.8%)	And Its Gone	235 (0.9%)	Expanding Brain	8,701 (0.9%)
I Know that Feel Bro	14,490 (1.1%)	Make America Great Again (P)	4,440 (0.8%)	Make America Great Again (P)	207 (0.8%)	Demotivational Posters	7,781 (0.8%)
Cult of Kek	14,428 (1.1%)	Fake CCG Cards	4,438 (0.8%)	Feels Bad Man/ Sad Frog	206 (0.8%)	Cash Me Ousside/Howbow Dah	5,972 (0.6%)
Laughing Tom Cruise	14,312 (1.1%)	Confused Nick Young	4,024 (0.7%)	Trump's First Order of Business (P)	192 (0.7%)	Salt Bae	5,375 (0.6%)
Awoo	13,767 (1.0%)	Daily Struggle	4,015 (0.7%)	Kekistan	186 (0.6%)	Feels Bad Man/ Sad Frog	4,991 (0.5%)
Tony Kornheiser's Why	13,577 (1.0%)	Expanding Brain	3,757 (0.7%)	Picardia (P)	183 (0.6%)	Math Lady/Confused Lady	4,722 (0.5%)
Picardia (P)	13,540 (1.0%)	Demotivational Posters	3,419 (0.6%)	Things with Faces (Pareidolia)	156 (0.5%)	Computer Reaction Faces	4,720 (0.5%)
Big Grin / Never Ever	12,893 (1.0%)	Actual Advice Mallard	3,293 (0.6%)	Serbia Strong/Remove Kebab	149 (0.5%)	Clinton Trump Duet (P)	3,901 (0.4%)
Reaction Images	12,608 (0.9%)	Reaction Images	2,959 (0.5%)	Riot Hipster	148 (0.5%)	Kendrick Lamar Damn Album Cover	3,656 (0.4%)
Computer Reaction Faces	12,247 (0.9%)	Handsome Face	2,675 (0.5%)	Colorized History	144 (0.5%)	What in tarnation	3,363 (0.3%)
Wojak / Feels Guy	11,682 (0.9%)	Absolutely Disgusting	2,674 (0.5%)	Most Interesting Man in World	140 (0.5%)	Harambe the Gorilla	3,164 (0.3%)
Absolutely Disgusting	11,436 (0.8%)	Pepe the Frog	2,672 (0.5%)	Chuck Norris Facts	131 (0.4%)	I Know that Feel Bro	3,137 (0.3%)
Spurdo Sparde	9,581 (0.7%)	Pretending to be Retarded	2,462 (0.4%)	Roll Safe	131 (0.4%)	This is Fine	3,094 (0.3%)
Total	445,179 (33.4%)		94,069 (16.7%)		4,808 (17.0%)		249,047 (26.4%)

Top memes per Web community




/pol/		Reddit		Gab		Twitter	
Entry	Posts (%)	Entry	Posts (%)	Entry	Posts (%)	Entry	Posts (%)
Feels Bad Man/Sad Frog	64,367 (4.9%)	Manning Face	12,540 (2.2%)	Jesusland (P)	454 (1.6%)	Roll Safe	55,010 (5.9%)
Smug Frog	63,290 (4.8%)	That's the Joke	7,626 (1.3%)	Demotivational Posters	414 (1.5%)	Evil Kermit	50,642 (5.4%)
Happy Merchant (R)	49,608 (3.8%)	Feels Bad Man/ Sad Frog	7,240 (1.3%)	Smug Frog	392 (1.4%)	Arthur's Fist	37,591 (4.0%)
Apu Apustaja	29,756 (2.2%)	Confession Bear	7,147 (1.3%)	Based Stickman (P)	391 (1.4%)	Nut Button	13,598 (1.5%)
Pepe the Frog	25,197 (1.9%)	This is Fine	5,032 (0.9%)	Pepe the Frog	378 (1.3%)	Spongebob Mock	11,136 (1.2%)
Make America Great Again (P)	21,229 (1.6%)	Smug Frog	4,642 (0.8%)	Happy Merchant (R)	297 (1.1%)	Reaction Images	9,387 (1.0%)
Angry Pepe	20,485 (1.5%)	Roll Safe	4,523 (0.8%)	Murica	274 (1.0%)	Conceited Reaction	9,106 (1.0%)
Bait this is Bait	16,686 (1.2%)	Rage Guy	4,491 (0.8%)	And Its Gone	235 (0.9%)	Expanding Brain	8,701 (0.9%)
I Know that Feel Bro	14,490 (1.1%)	Make America Great Again (P)	4,440 (0.8%)	Make America Great Again (P)	207 (0.8%)	Demotivational Posters	7,781 (0.8%)
Cult of Kek	14,428 (1.1%)	Fake CCG Cards	4,438 (0.8%)	Feels Bad Man/ Sad Frog	206 (0.8%)	Cash Me Ousside/Howbow Dah	5,972 (0.6%)
Laughing Tom Cruise	14,312 (1.1%)	Confused Nick Young	4,024 (0.7%)	Trump's First Order of Business (P)	192 (0.7%)	Salt Bae	5,375 (0.6%)
Awoo	13,767 (1.0%)	Daily Struggle	4,015 (0.7%)	Kekistan	186 (0.6%)	Feels Bad Man/ Sad Frog	4,991 (0.5%)
Tony Kornheiser's Why	13,577 (1.0%)	Expanding Brain	3,757 (0.7%)	Picardia (P)	183 (0.6%)	Math Lady/Confused Lady	4,722 (0.5%)
Picardia (P)	13,540 (1.0%)	Demotivational Posters	3,419 (0.6%)	Things with Faces (Pareidolia)	156 (0.5%)	Computer Reaction Faces	4,720 (0.5%)
Big Grin / Never Ever	12,893 (1.0%)	Actual Advice Mallard	3,293 (0.6%)	Serbia Strong/Remove Kebab	149 (0.5%)	Clinton Trump Duet (P)	3,901 (0.4%)
Reaction Images	12,608 (0.9%)	Reaction Images	2,959 (0.5%)	Riot Hipster	148 (0.5%)	Kendrick Lamar Damn Album Cover	3,656 (0.4%)
Computer Reaction Faces	12,247 (0.9%)	Handsome Face	2,675 (0.5%)	Colorized History	144 (0.5%)	What in tarnation	3,363 (0.3%)
Wojak / Feels Guy	11,682 (0.9%)	Absolutely Disgusting	2,674 (0.5%)	Most Interesting Man in World	140 (0.5%)	Harambe the Gorilla	3,164 (0.3%)
Absolutely Disgusting	11,436 (0.8%)	Pepe the Frog	2,672 (0.5%)	Chuck Norris Facts	131 (0.4%)	I Know that Feel Bro	3,137 (0.3%)
Spurdo Sparde	9,581 (0.7%)	Pretending to be Retarded	2,462 (0.4%)	Roll Safe	131 (0.4%)	This is Fine	3,094 (0.3%)
Total	445,179 (33.4%)		94,069 (16.7%)		4,808 (17.0%)		249,047 (26.4%)

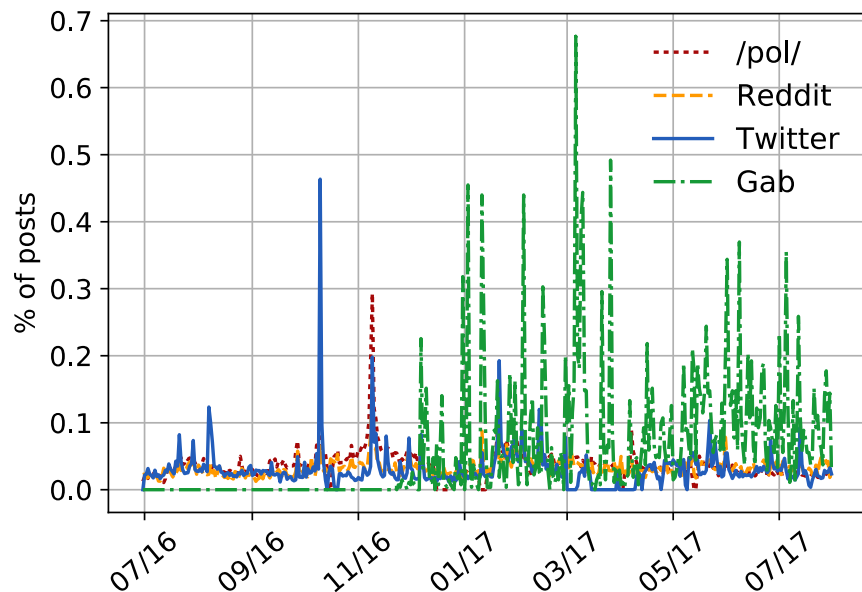
Top memes per Web community



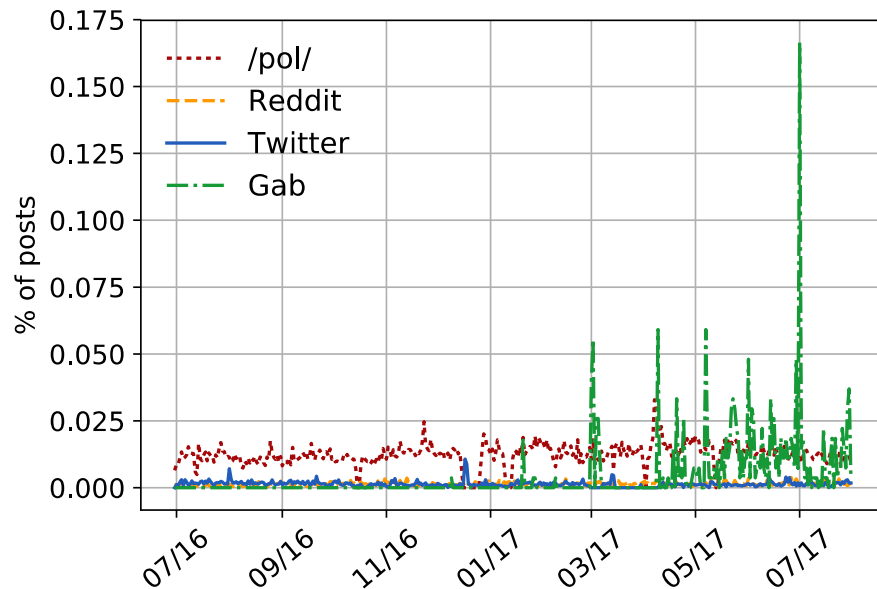
/pol/		Reddit		Gab		Twitter	
Entry	Posts (%)	Entry	Posts (%)	Entry	Posts (%)	Entry	Posts (%)
Feels Bad Man/Sad Frog	64,367 (4.9%)	Manning Face	12,540 (2.2%)	Jesusland (P)	454 (1.6%)	Roll Safe	55,010 (5.9%)
Smug Frog	63,290 (4.8%)	That's the Joke	7,626 (1.3%)	Demotivational Posters	414 (1.5%)	Evil Kermit	50,642 (5.4%)
Happy Merchant (R)	49,608 (3.8%)	Feels Bad Man/ Sad Frog	7,240 (1.3%)	Smug Frog	392 (1.4%)	Arthur's Fist	37,591 (4.0%)
Apu Apustaja	29,756 (2.2%)	Confession Bear	7,147 (1.3%)	Based Stickman (P)	391 (1.4%)	Nut Button	13,598 (1.5%)
Pepe the Frog	25,197 (1.9%)	This is Fine	5,032 (0.9%)	Pepe the Frog	378 (1.3%)	Spongebob Mock	11,136 (1.2%)
Make America Great Again (P)	21,229 (1.6%)	Smug Frog	4,642 (0.8%)	Happy Merchant (R)	297 (1.1%)	Reaction Images	9,387 (1.0%)
Angry Pepe	20,485 (1.5%)	Roll Safe	4,523 (0.8%)	Murica	274 (1.0%)	Conceited Reaction	9,106 (1.0%)
Bait this is Bait	16,686 (1.2%)	Rage Guy	4,491 (0.8%)	And Its Gone	235 (0.9%)	Expanding Brain	8,701 (0.9%)
I Know that Feel Bro	14,490 (1.1%)	Make America Great Again (P)	4,440 (0.8%)	Make America Great Again (P)	207 (0.8%)	Demotivational Posters	7,781 (0.8%)
Cult of Kek	14,428 (1.1%)	Fake CCG Cards	4,438 (0.8%)	Feels Bad Man/ Sad Frog	206 (0.8%)	Cash Me Ousside/Howbow Dah	5,972 (0.6%)
Laughing Tom Cruise	14,312 (1.1%)	Confused Nick Young	4,024 (0.7%)	Trump's First Order of Business (P)	192 (0.7%)	Salt Bae	5,375 (0.6%)
Awoo	13,767 (1.0%)	Daily Struggle	4,015 (0.7%)	Kekistan	186 (0.6%)	Feels Bad Man/ Sad Frog	4,991 (0.5%)
Tony Kornheiser's Why	13,577 (1.0%)	Expanding Brain	3,757 (0.7%)	Picardia (P)	183 (0.6%)	Math Lady/Confused Lady	4,722 (0.5%)
Picardia (P)	13,540 (1.0%)	Demotivational Posters	3,419 (0.6%)	Things with Faces (Pareidolia)	156 (0.5%)	Computer Reaction Faces	4,720 (0.5%)
Big Grin / Never Ever	12,893 (1.0%)	Actual Advice Mallard	3,293 (0.6%)	Serbia Strong/Remove Kebab	149 (0.5%)	Clinton Trump Duet (P)	3,901 (0.4%)
Reaction Images	12,608 (0.9%)	Reaction Images	2,959 (0.5%)	Riot Hipster	148 (0.5%)	Kendrick Lamar Damn Album Cover	3,656 (0.4%)
Computer Reaction Faces	12,247 (0.9%)	Handsome Face	2,675 (0.5%)	Colorized History	144 (0.5%)	What in tarnation	3,363 (0.3%)
Wojak / Feels Guy	11,682 (0.9%)	Absolutely Disgusting	2,674 (0.5%)	Most Interesting Man in World	140 (0.5%)	Harambe the Gorilla	3,164 (0.3%)
Absolutely Disgusting	11,436 (0.8%)	Pepe the Frog	2,672 (0.5%)	Chuck Norris Facts	131 (0.4%)	I Know that Feel Bro	3,137 (0.3%)
Spurdo Sparde	9,581 (0.7%)	Pretending to be Retarded	2,462 (0.4%)	Roll Safe	131 (0.4%)	This is Fine	3,094 (0.3%)
Total	445,179 (33.4%)		94,069 (16.7%)		4,808 (17.0%)		249,047 (26.4%)



How are memes shared over time?

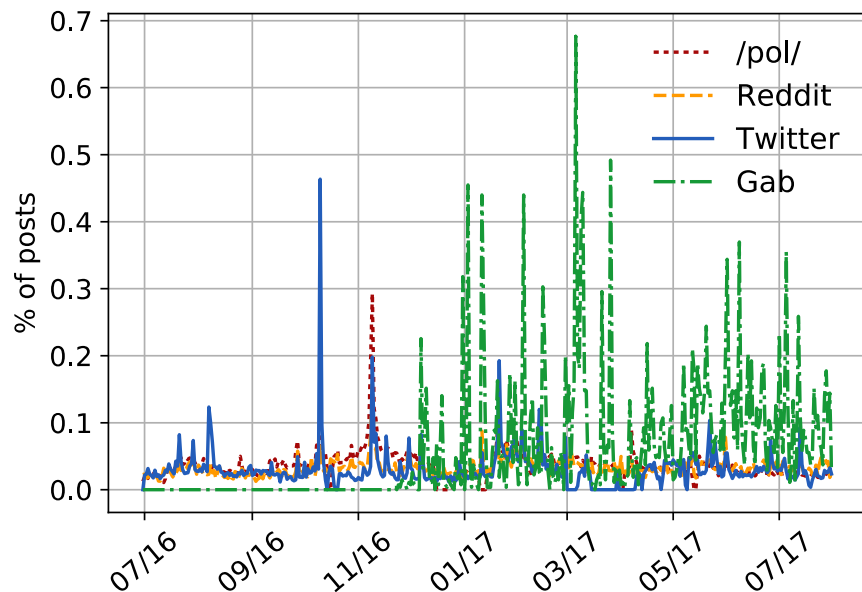


Political Memes

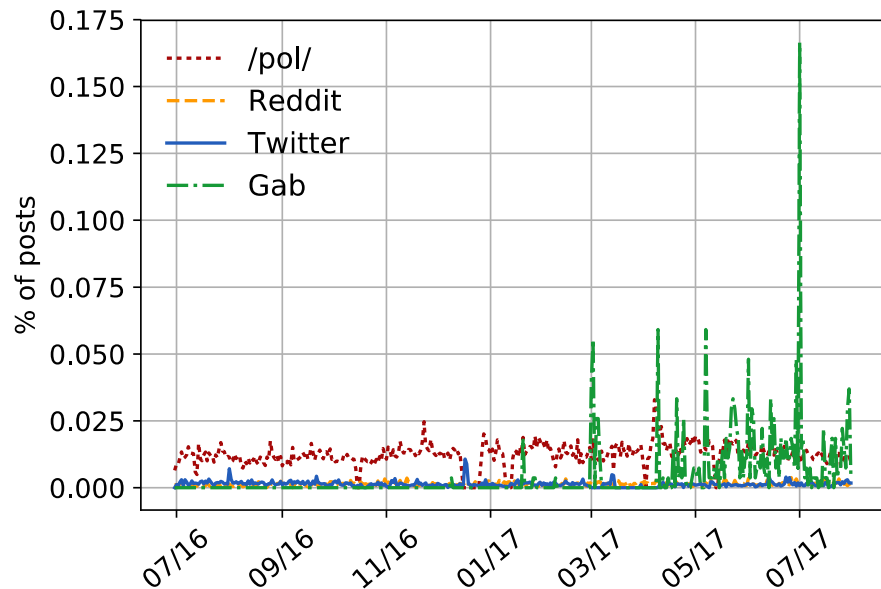


Racist Memes

How are memes shared over time?



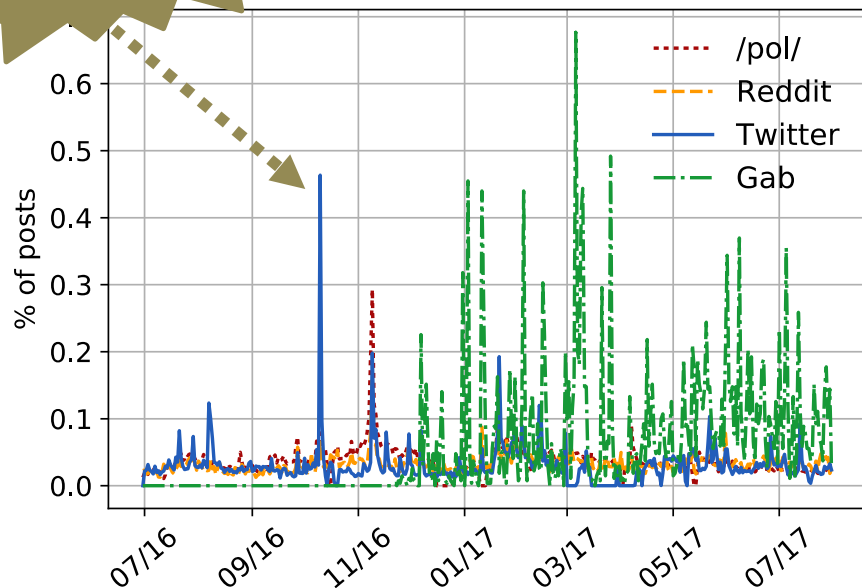
Political Memes



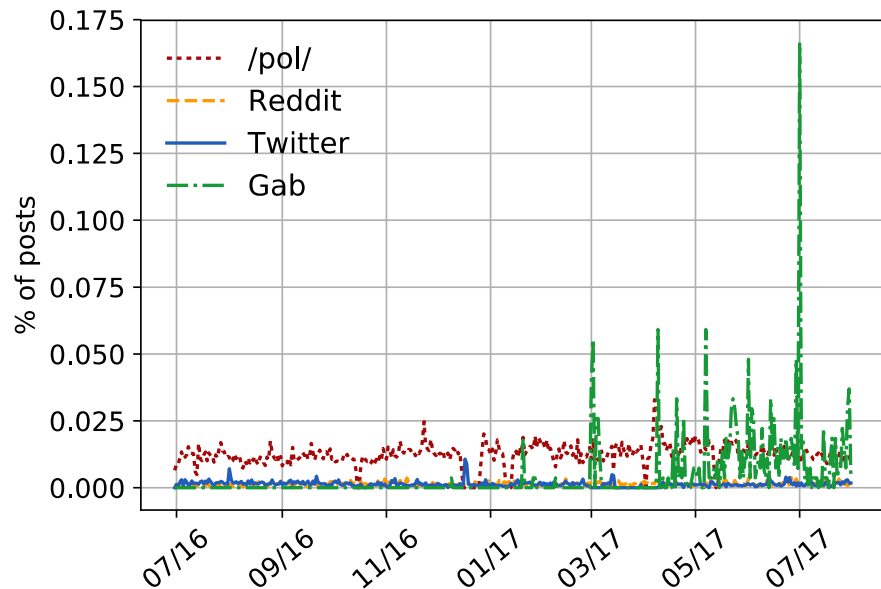
Racist Memes

How are memes shared over time?

2nd US
presidential
debate

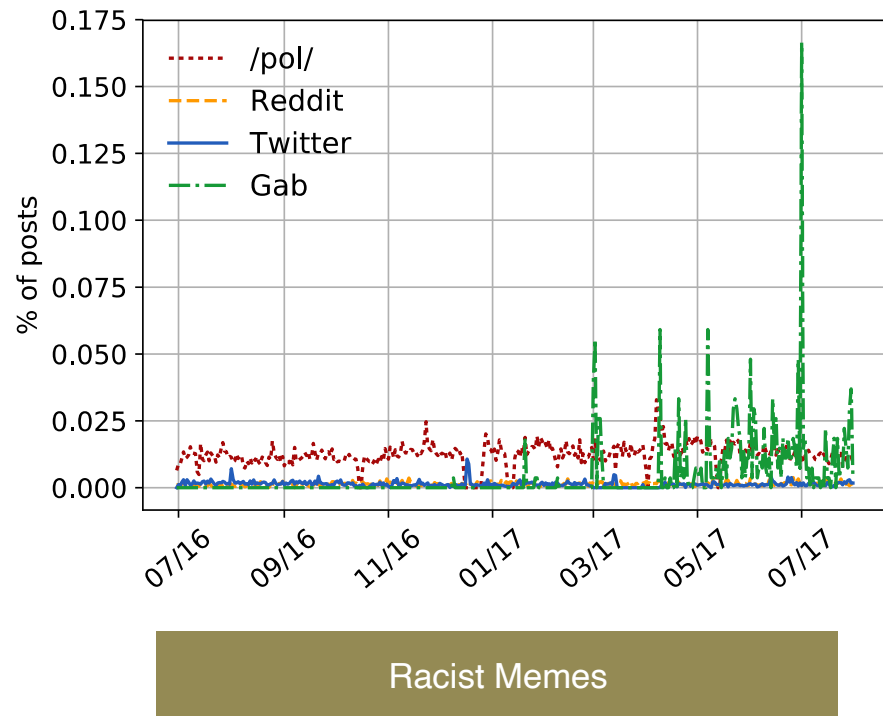
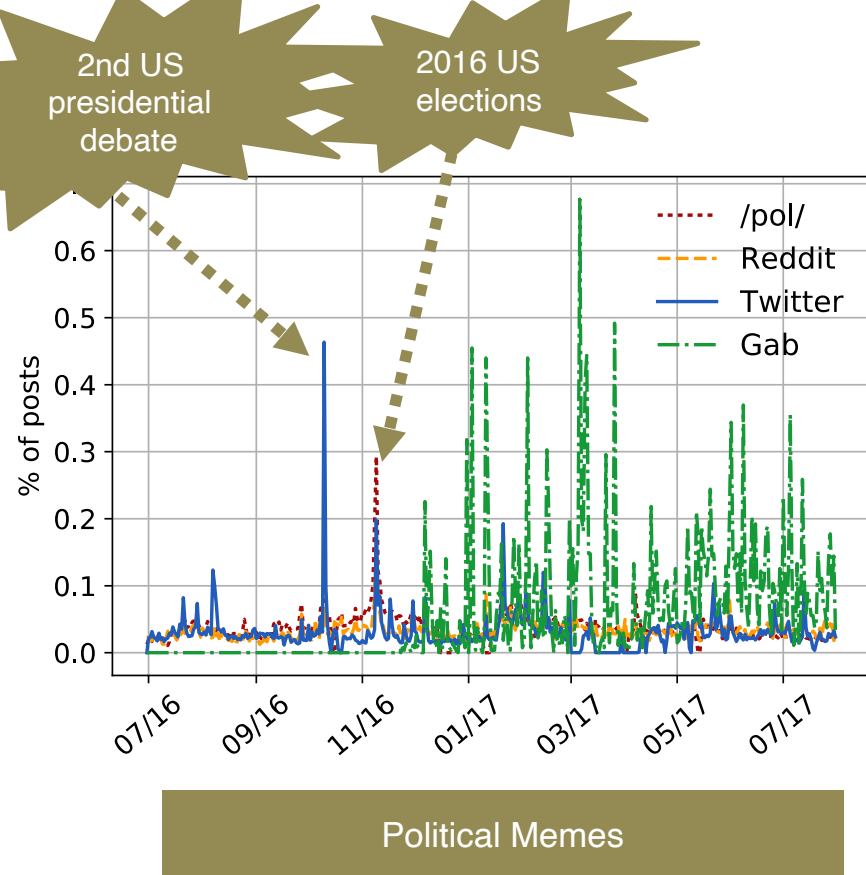


Political Memes

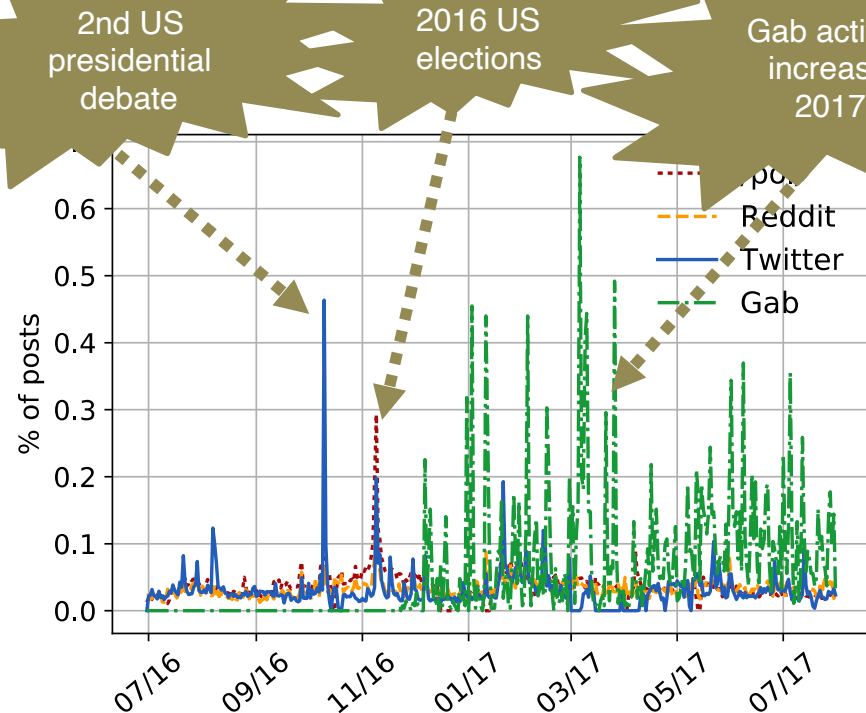


Racist Memes

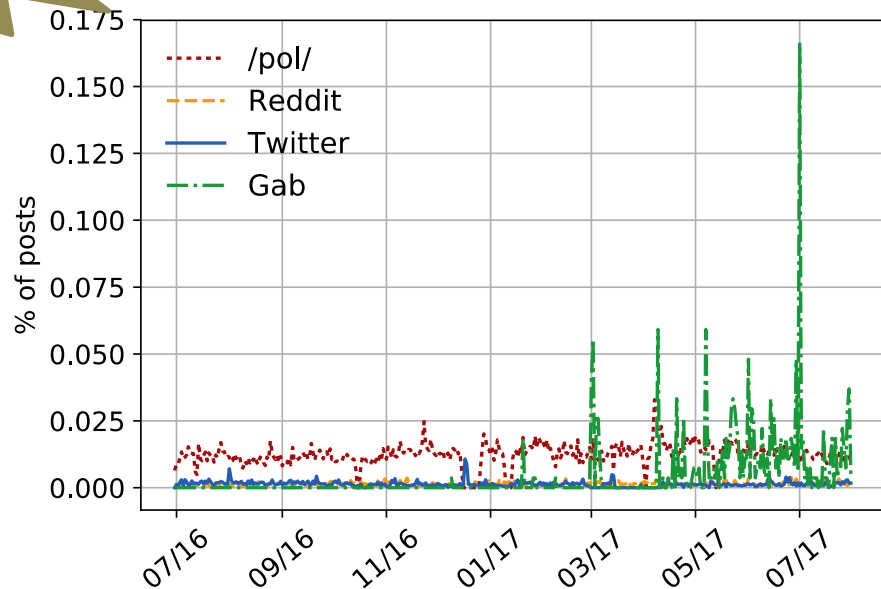
How are memes shared over time?



How are memes shared over time?

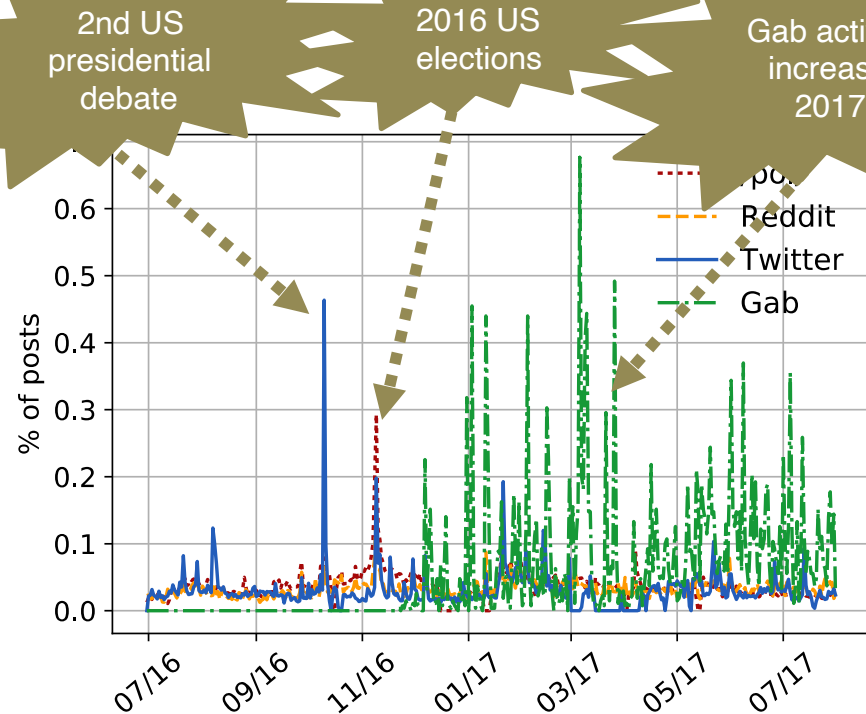


Political Memes

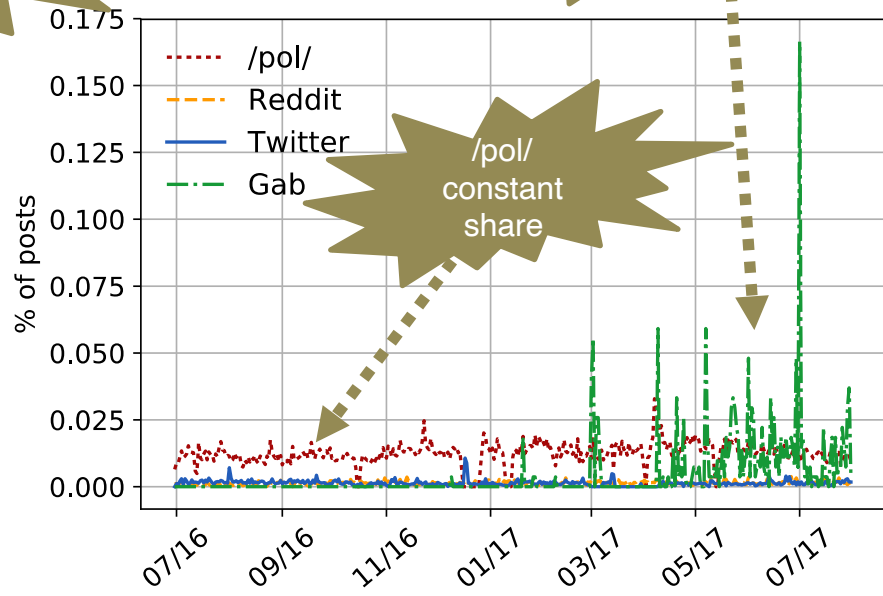


Racist Memes

How are memes shared over time?



Political Memes



Racist Memes

Communities' influence (racist memes)

/pol/ is most influential in terms of spreading racist memes

		/pol/	Reddit	Twitter	Gab	T_D
Source	/pol/	R: 99.44% NR: 97.12%*	R: 6.89% NR: 3.95%*	R: 3.94% NR: 2.93%*	R: 18.93% NR: 12.91%	R: 14.17% NR: 16.41%*
	Reddit	R: 0.29% NR: 1.28%*	R: 88.95% NR: 90.87%*	R: 2.79% NR: 4.64%*	R: 1.25% NR: 9.42%	R: 9.84% NR: 9.02%*
	Twitter	R: 0.15% NR: 0.79%	R: 1.75% NR: 2.85%*	R: 92.95% NR: 90.96%*	R: 0.66% NR: 8.16%	R: 1.37% NR: 3.66%*
	Gab	R: 0.04% NR: 0.09%	R: 0.65% NR: 0.16%	R: 0.10% NR: 0.20%	R: 76.67% NR: 59.72%	R: 0.08% NR: 0.58%
	T_D	R: 0.07% NR: 0.73%*	R: 1.75% NR: 2.18%*	R: 0.23% NR: 1.27%*	R: 2.49% NR: 9.79%	R: 74.53% NR: 70.32%*
		Destination				

Communities' efficiency (racist memes)

If we look at the influence normalized to the number of memes posted, the The_Donald is most efficient in terms of disseminating memes

		/pol/	Reddit	Twitter	Gab	T_D	Total Ext
Source	/pol/	R: 99.4 NR: 97.1*	R: 0.5 NR: 1.5*	R: 0.3 NR: 1.4*	R: 0.2 NR: 0.4	R: 0.1 NR: 0.9*	R: 1.1 NR: 4.2
	Reddit	R: 4.2 NR: 3.3*	R: 89.0 NR: 90.9*	R: 2.7 NR: 5.7*	R: 0.2 NR: 0.7	R: 1.4 NR: 1.3*	R: 8.5 NR: 11.1
	Twitter	R: 2.2 NR: 1.7	R: 1.8 NR: 2.3*	R: 92.9 NR: 91.0*	R: 0.1 NR: 0.5	R: 0.2 NR: 0.4*	R: 4.4 NR: 4.9
	Gab	R: 4.5 NR: 3.0	R: 4.9 NR: 2.0	R: 0.7 NR: 3.2	R: 76.7 NR: 59.7	R: 0.1 NR: 1.1	R: 10.3 NR: 9.3
	T_D	R: 7.5 NR: 13.6*	R: 12.1 NR: 15.5*	R: 1.5 NR: 11.1*	R: 2.3 NR: 5.3	R: 74.5 NR: 70.3*	R: 23.4 NR: 45.6
		Destination					

What about state-level adversaries?

What about state-level adversaries?

Raise your hand if you're under investigation!



a)



b)



c)

Research Questions

- How do state-sponsored actors operate and evolve?
- How does the behavior of state-sponsored trolls compare to random users?
- More importantly, what was their influence on the Web with respect to the dissemination of news?

What are they posing as?

News
accounts?

Nudging
users to
follow them

Trump
supporters

Description			
Word	(%)	Word bigram	(%)
news	10.7%	follow me	7.8%
follow	10.7%	breaking news	2.6%
conservative	8.1%	news aus	2.1%
trump	7.8%	uns in	2.1%
und	6.2%	deiner stdt	2.1%
maga	5.9%	die news	2.1%
love	5.8%	wichtige und	2.1%
us	5.3%	nachrichten aus	2.1%
die	5.0%	aus deiner	2.1%
nachrichten	4.3%	die dn	2.1%

Where are they allegedly posting from?



What hashtags they shared?

Trolls			Baseline		
Hashtag	(%) Hashtag	(%)	Hashtag	(%) Hashtag	(%)
news	7.2% US	0.7%	iHeartAwards	1.8% UrbanAttires	0.6%
politics	2.6% tcot	0.6%	BestFanArmy	1.6% Vacature	0.6%
sports	2.1% PJNET	0.6%	Harmonizers	1.0% mPlusPlaces	0.6%
business	1.4% entertainment	0.5%	iOSApp	0.9% job	0.5%
money	1.3% top	0.5%	JouwBaan	0.9% Directioners	0.5%
world	1.2% topNews	0.5%	vacature	0.9% JIMIN	0.5%
MAGA	0.8% ISIS	0.4%	KCA	0.9% PRODUCE101	0.5%
health	0.8% Merkelmussbleiben	0.4%	Psychic	0.8% VoteMainFPP	0.5%
local	0.7% IslamKills	0.4%	RT	0.8% Werk	0.4%
BlackLivesMatter	0.7% breaking	0.4%	Libertad2016	0.6% dts	0.4%

Do Russian trolls change their screen names?

9% of the Russian troll accounts changed their screen name

Up to 4 times per account

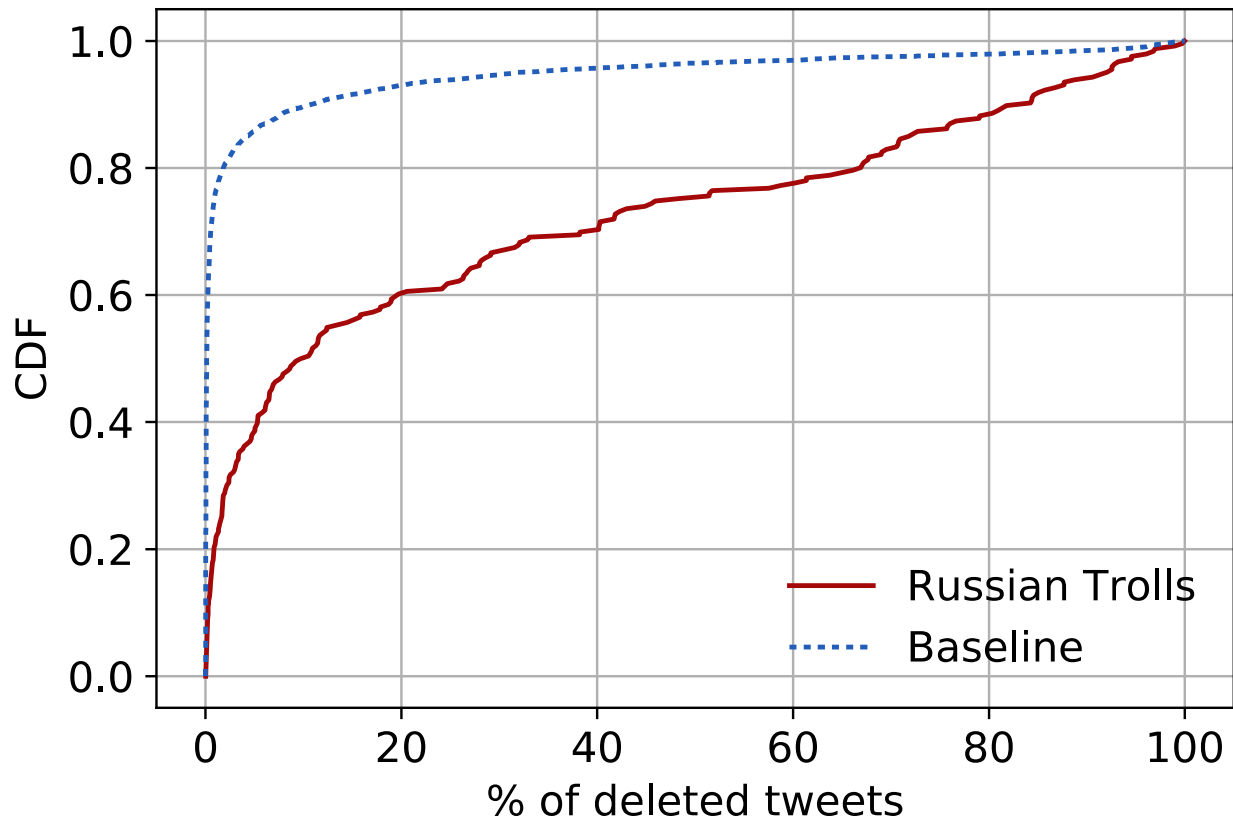
E.g., from “OnlineHouston” to “HoustonTopNews”

Clear attempt to pose as local news outlet

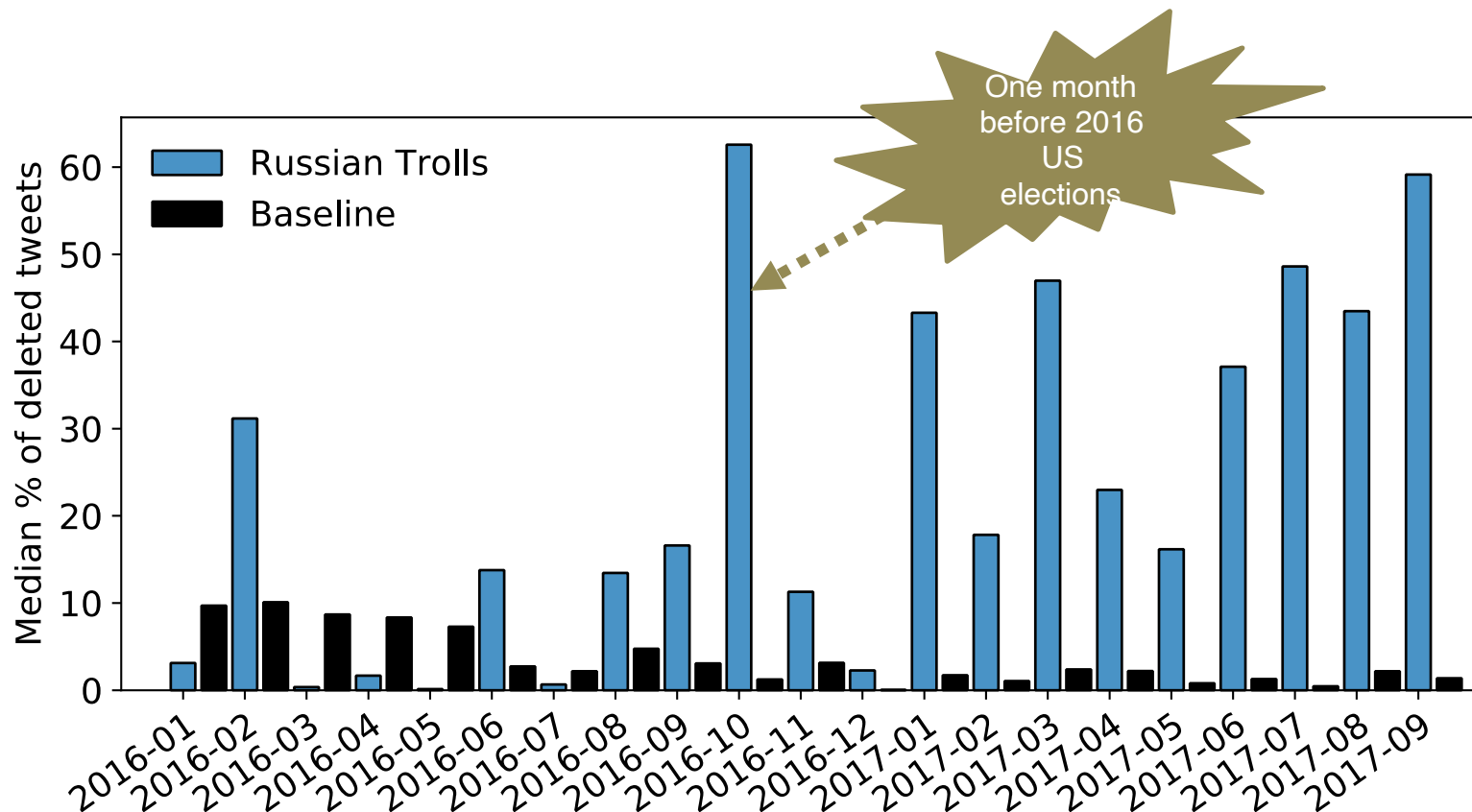
In our baseline dataset 19% of the accounts changed their screen name

Up to 11 times per account

Do Russian trolls delete their tweets?



When did Russian trolls deleted their tweets?



Influence

1K trolls caused 2.6% of all Russian state-sponsored news outlets URLs (i.e., RT) on Twitter's 1%.

1K trolls caused 0.6% of all other news outlets URLs on Twitter's 1%.

	/pol/	Reddit	Twitter	Trolls
/pol/		R: 5.74% O: 8.15% -2.41	R: 0.71% O: 1.17% -0.46	R: 5.32% O: 9.07% -3.75
Reddit	R: 4.78% O: 46.78% -41.99		R: 5.57% O: 12.22% -6.64	R: 13.20% O: 57.15% -43.95
Twitter	R: 24.90% O: 9.14% 15.75	R: 16.66% O: 10.49% 6.17		R: 43.84% O: 51.53% -7.68
Trolls	R: 1.38% O: 0.72% 0.66	R: 3.13% O: 0.62% 2.51	R: 2.69% O: 0.61% 2.07	
Destination				

Main Findings

Differences in the use of the Twitter platform between trolls and random users

Trolls seem to reset their “personas” by changing names and deleting tweets

Particularly influential in spreading Russian state-sponsored URLs on Twitter and other platforms

Moving Forward

Moving Forward

There are still many problems remaining in the broad space

Moving Forward

There are still many problems remaining in the broad space

We have made a lot of progress into gaining a quantitative understanding

Moving Forward

There are still many problems remaining in the broad space

We have made a lot of progress into gaining a quantitative understanding

We now need to deploy **proactive systems in production**

Real time detection of harassment and online attacks

Actively fight weaponized information

Policy

Accountability

Thank you!

